

MERCK & CO. INC. FUTURE (MCCF) - EUX/202409

2024/05/02 18:23:47

Price
130.2065 USD

Difference  **-1.13% (-1.49)**

General attributes

Symbol	MCCFU24
Exchange	Eurex
Currency	USD
Security type	Future
Underlying	MERCK & CO. INC.
Maturity	09-2024
Contract size	100

Market data

Bid (Bid size)	- USD (-)
Ask (Ask size)	- USD (-)
Open	130.2065 USD
High	130.2065 USD
Low	130.2065 USD
Close (prev. day)	131.6982 USD
Underlying	MERCK & CO. INC.
Underlying price (date)	128.26 (24/05/02)
Settlement price (date)	130.21 (24/05/02)
Open Interest	0

Performance and Risk

	6m	1y	3y
Perf (%)	+24.52%	-	-
Perf (abs.)	+25.64	-	-
Beta	-	-	-
Volatility	17.11	-	-

Futures and Options

Related Futures	-
Related Options	-












Information about previous performance does not guarantee future performance.
 Source: FactSet

Price data

Ø price 5 days Ø volume 5 days (pcs.)	131.7346 USD (0)
Ø price 30 days Ø volume 30 days (pcs.)	128.9468 USD (0)
Ø price 100 days Ø volume 100 days (pcs.)	123.3777 USD (0)
Ø price 250 days Ø volume 250 days (pcs.)	- USD (-)
YTD High date	133.8045 USD (2024/03/28)
YTD Low date	113.6563 USD (2024/01/02)
52 Weeks High date	- USD (-)
52 Weeks Low date	- USD (-)

Recent Research

on underlying	on sector	on market	
Date		Headline	Download
2024/04/26		Global Equity Ratings	
2024/04/26		Aktienempfehlungen Global	
2024/04/03		Global Equity Ratings	
2024/04/03		Aktienempfehlungen Global	
2024/03/13		Global Equity Ratings	