

# LILLY & CO., ELI FUTURE (LLYF) - EUX/202409

2024/07/26 18:35:32

**Price**  
**820.2731** USD

**Difference**  **-2.14% (-17.98)**

### General attributes

Symbol	LLYFU24
Exchange	Eurex
Currency	USD
Security type	Future
Underlying	ELI LILLY AND COMPANY
Maturity	09-2024
Contract size	100

### Market data

Bid (Bid size)	- USD (-)
Ask (Ask size)	- USD (-)
Open	820.2731 USD
High	820.2731 USD
Low	820.2731 USD
Close (prev. day)	838.2486 USD
Underlying	ELI LILLY AND COMPANY
Underlying price (date)	804.62 (24/07/26)
Settlement price (date)	820.27 (24/07/26)
Open Interest	0

### Performance and Risk

	6m	1y	3y
Perf (%)	+24.89%	-	-
Perf (abs.)	+163.47	-	-
Beta	-	-	-
Volatility	30.74	-	-

### Futures and Options

Related Futures	-
Related Options	-












5y

Information about previous performance does not guarantee future performance.  
Source: FactSet

### Price data

Ø price 5 days   Ø volume 5 days (pcs.)	855.7234 USD (0)
Ø price 30 days   Ø volume 30 days (pcs.)	906.5072 USD (0)
Ø price 100 days   Ø volume 100 days (pcs.)	829.2418 USD (0)
Ø price 250 days   Ø volume 250 days (pcs.)	- USD (-)
YTD High   date	960.6204 USD (2024/07/15)
YTD Low   date	604.4115 USD (2024/01/02)
52 Weeks High   date	- USD (-)
52 Weeks Low   date	- USD (-)

### Recent Research

on underlying	on sector	on market	
Date		Headline	Download
2024/07/24		Global Equity Ratings	
2024/07/24		Aktienempfehlungen Global	
2024/07/15		Aktienempfehlungen Global	
2024/07/12		Global Equity Ratings	
2024/06/21		Global Equity Ratings	