

WALMART INC. FUTURE (WMTF) - EUX/202409

2024/05/31 18:43:42

Price
65.3147 USD

Difference  -0.93% (-0.61)

General attributes

Symbol	WMTFU24
Exchange	Eurex
Currency	USD
Security type	Future
Underlying	WALMART INC.
Maturity	09-2024
Contract size	100

Market data

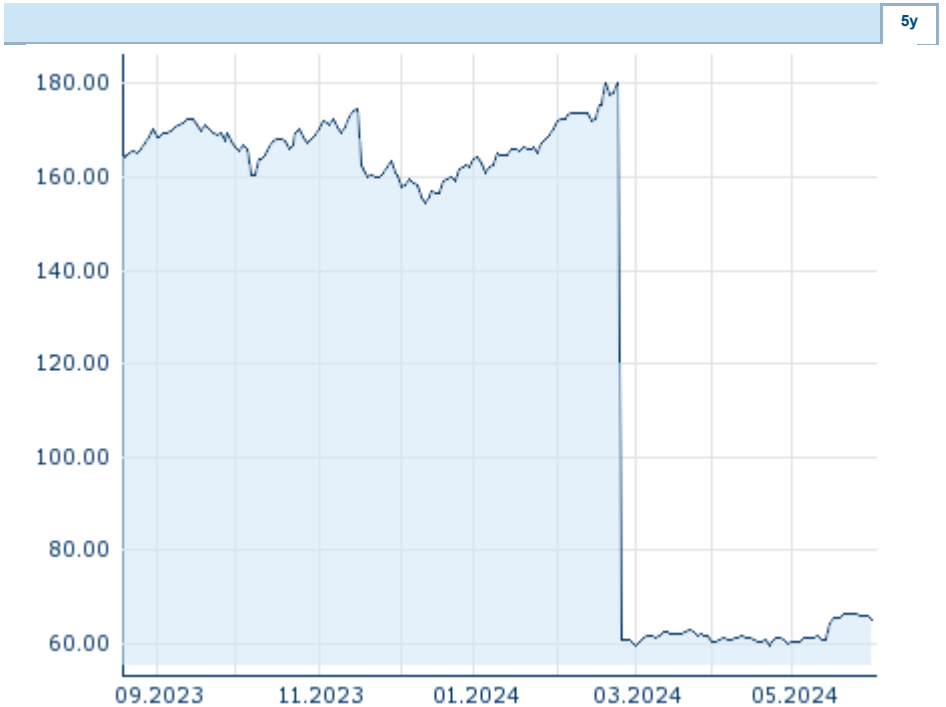
Bid (Bid size)	- USD (-)
Ask (Ask size)	- USD (-)
Open	65.3147 USD
High	65.3147 USD
Low	65.3147 USD
Close (prev. day)	65.9262 USD
Underlying	WALMART INC.
Underlying price (date)	65.76 (24/05/31)
Settlement price (date)	65.31 (24/05/31)
Open Interest	0

Performance and Risk

	6m	1y	3y
Perf (%)	-59.24%	-	-
Perf (abs.)	-94.93	-	-
Beta	-	-	-
Volatility	157.08	-	-

Futures and Options

Related Futures	-
Related Options	-












Information about previous performance does not guarantee future performance.
Source: FactSet

Price data

Ø price 5 days Ø volume 5 days (pcs.)	65.9538 USD (0)
Ø price 30 days Ø volume 30 days (pcs.)	62.7759 USD (0)
Ø price 100 days Ø volume 100 days (pcs.)	97.8586 USD (0)
Ø price 250 days Ø volume 250 days (pcs.)	- USD (-)
YTD High date	180.1877 USD (2024/02/20)
YTD Low date	59.5521 USD (2024/04/23)
52 Weeks High date	- USD (-)
52 Weeks Low date	- USD (-)

Recent Research

on underlying	on sector	on market	
Date		Headline	Download
2024/05/29		Global Equity Ratings	
2024/05/29		Aktienempfehlungen Global	
2024/04/26		Global Equity Ratings	
2024/04/26		Aktienempfehlungen Global	
2024/04/03		Global Equity Ratings	