

UNITEDHEALTH GROUP INC. FUTURE (UNHF) - EUX/202409

2024/06/06 19:01:48

Price
504.5857 USD

Difference  **-0.66% (-3.33)**

General attributes

Symbol	UNHFU24
Exchange	Eurex
Currency	USD
Security type	Future
Underlying	UNITEDHEALTH GROUP INC.
Maturity	09-2024
Contract size	100

Market data

Bid (Bid size)	- USD (-)
Ask (Ask size)	- USD (-)
Open	504.5857 USD
High	504.5857 USD
Low	504.5857 USD
Close (prev. day)	507.9134 USD
Underlying	UNITEDHEALTH GROUP INC.
Underlying price (date)	501.92 (24/06/06)
Settlement price (date)	504.59 (24/06/06)
Open Interest	0

Performance and Risk

	6m	1y	3y
Perf (%)	-10.96%	-	-
Perf (abs.)	-62.14	-	-
Beta	-	-	-
Volatility	28.30	-	-

Futures and Options

Related Futures	-
Related Options	-

5y












Information about previous performance does not guarantee future performance.
 Source: FactSet

Price data

Ø price 5 days Ø volume 5 days (pcs.)	503.3382 USD (0)
Ø price 30 days Ø volume 30 days (pcs.)	509.3038 USD (0)
Ø price 100 days Ø volume 100 days (pcs.)	506.0369 USD (0)
Ø price 250 days Ø volume 250 days (pcs.)	- USD (-)
YTD High date	563.2338 USD (2024/01/04)
YTD Low date	447.2670 USD (2024/04/12)
52 Weeks High date	- USD (-)
52 Weeks Low date	- USD (-)

Recent Research

on underlying	on sector	on market	
Date		Headline	Download
2024/05/29		Global Equity Ratings	
2024/05/29		Aktienempfehlungen Global	
2024/04/26		Global Equity Ratings	
2024/04/26		Aktienempfehlungen Global	
2024/04/03		Global Equity Ratings	