

PROCTER & GAMBLE CO., THE FUTURE (PGFF) - EUX/202409

2024/07/17 18:46:07

Price
169.9363 USD

Difference  1.84% (3.06)

General attributes

Symbol	PGFFU24
Exchange	Eurex
Currency	USD
Security type	Future
Underlying	PROCTER & GAMBLE CO
Maturity	09-2024
Contract size	100

Market data

Bid (Bid size)	- USD (-)
Ask (Ask size)	- USD (-)
Open	169.9363 USD
High	169.9363 USD
Low	169.9363 USD
Close (prev. day)	166.8719 USD
Underlying	PROCTER & GAMBLE CO
Underlying price (date)	170.63 (24/07/18)
Settlement price (date)	169.94 (24/07/17)
Open Interest	0

Performance and Risk

	6m	1y	3y
Perf (%)	+11.09%	-	-
Perf (abs.)	+16.97	-	-
Beta	-	-	-
Volatility	13.34	-	-

Futures and Options

Related Futures	-
Related Options	-












5y

Information about previous performance does not guarantee future performance.
Source: FactSet

Price data

Ø price 5 days Ø volume 5 days (pcs.)	167.6643 USD (0)
Ø price 30 days Ø volume 30 days (pcs.)	167.7057 USD (0)
Ø price 100 days Ø volume 100 days (pcs.)	165.1485 USD (0)
Ø price 250 days Ø volume 250 days (pcs.)	- USD (-)
YTD High date	170.2092 USD (2024/06/24)
YTD Low date	149.8113 USD (2024/01/18)
52 Weeks High date	- USD (-)
52 Weeks Low date	- USD (-)

Recent Research

Date	on underlying	on sector	on market	Headline	Download
2024/07/15				Aktienempfehlungen Global	
2024/07/12				Global Equity Ratings	
2024/06/21				Global Equity Ratings	
2024/06/21				Aktienempfehlungen Global	
2024/06/14				Global Equity Ratings	