


JPMORGAN CHASE & CO. FUTURE (JPMF) - EUX/202409

2024/07/11 19:04:19

Price
209.6076 USD

Difference  **-0.15% (-0.31)**

General attributes

Symbol	JPMFU24
Exchange	Eurex
Currency	USD
Security type	Future
Underlying	JPMORGAN CHASE & CO
Maturity	09-2024
Contract size	100

Market data

Bid (Bid size)	- USD (-)
Ask (Ask size)	- USD (-)
Open	209.6076 USD
High	209.6076 USD
Low	209.6076 USD
Close (prev. day)	209.9139 USD
Underlying	JPMORGAN CHASE & CO
Underlying price (date)	207.45 (24/07/11)
Settlement price (date)	209.61 (24/07/11)
Open Interest	0

Performance and Risk

	6m	1y	3y
Perf (%)	+20.99%	-	-
Perf (abs.)	+36.36	-	-
Beta	-	-	-
Volatility	17.86	-	-

Futures and Options

Related Futures	-
Related Options	-












Information about previous performance does not guarantee future performance.
 Source: FactSet

Price data

Ø price 5 days Ø volume 5 days (pcs.)	208.8984 USD (0)
Ø price 30 days Ø volume 30 days (pcs.)	201.9022 USD (0)
Ø price 100 days Ø volume 100 days (pcs.)	197.5263 USD (0)
Ø price 250 days Ø volume 250 days (pcs.)	- USD (-)
YTD High date	210.2547 USD (2024/07/09)
YTD Low date	169.3861 USD (2024/01/18)
52 Weeks High date	- USD (-)
52 Weeks Low date	- USD (-)

Recent Research

on underlying		on sector		on market	
Date		Headline		Download	
2024/06/21		Global Equity Ratings			
2024/06/21		Aktienempfehlungen Global			
2024/06/14		Global Equity Ratings			
2024/06/14		Aktienempfehlungen Global			
2024/05/29		Global Equity Ratings		