

# ABBOTT LABORATORIES FUTURE (ABTF) - EUX/202409

2024/07/16 18:49:46

Price  
**103.8261** USD

Difference  **-0.53% (-0.55)**

### General attributes

Symbol	ABTFU24
Exchange	Eurex
Currency	USD
Security type	Future
Underlying	ABBOTT LABS
Maturity	09-2024
Contract size	100

### Market data

Bid (Bid size)	- USD (-)
Ask (Ask size)	- USD (-)
Open	103.8261 USD
High	103.8261 USD
Low	103.8261 USD
Close (prev. day)	104.3773 USD
Underlying	ABBOTT LABS
Underlying price (date)	102.825 (24/07/16)
Settlement price (date)	103.83 (24/07/16)
Open Interest	0

### Performance and Risk

	6m	1y	3y
Perf (%)	-10.72%	-	-
Perf (abs.)	-12.53	-	-
Beta	-	-	-
Volatility	17.27	-	-

### Futures and Options

Related Futures	-
Related Options	-












5y

Information about previous performance does not guarantee future performance.  
Source: FactSet

### Price data

Ø price 5 days   Ø volume 5 days (pcs.)	103.5812 USD (0)
Ø price 30 days   Ø volume 30 days (pcs.)	104.9059 USD (0)
Ø price 100 days   Ø volume 100 days (pcs.)	109.9283 USD (0)
Ø price 250 days   Ø volume 250 days (pcs.)	- USD (-)
YTD High   date	123.8364 USD (2024/03/08)
YTD Low   date	101.4006 USD (2024/07/09)
52 Weeks High   date	- USD (-)
52 Weeks Low   date	- USD (-)

### Recent Research

on underlying	on sector	on market	
Date		Headline	Download
2024/07/15		Aktienempfehlungen Global	
2024/07/12		Global Equity Ratings	
2024/06/21		Global Equity Ratings	
2024/06/21		Aktienempfehlungen Global	
2024/06/14		Global Equity Ratings	