

# BANK OF AMERICA CORP. FUTURE (BACF) - EUX/202409

2024/07/26 18:34:54

**Price**  
**41.7469** USD  
 Difference  -1.23% (-0.52)

General attributes	
Symbol	BACFU24
Exchange	Eurex
Currency	USD
Security type	Future
Underlying	BANK OF AMERICA CORP.
Maturity	09-2024
Contract size	100

Market data	
Bid (Bid size)	- USD (-)
Ask (Ask size)	- USD (-)
Open	41.7469 USD
High	41.7469 USD
Low	41.7469 USD
Close (prev. day)	42.2684 USD
Underlying	BANK OF AMERICA CORP.
Underlying price (date)	41.67 (24/07/26)
Settlement price (date)	41.75 (24/07/26)
Open Interest	0

Performance and Risk			
	6m	1y	3y
Perf (%)	+22.88%	-	-
Perf (abs.)	+7.77	-	-
Beta	-	-	-
Volatility	22.24	-	-










Futures and Options	
Related Futures	-
Related Options	-



Information about previous performance does not guarantee future performance.  
 Source: FactSet

Price data	
Ø price 5 days   Ø volume 5 days (pcs.)	42.4477 USD (0)
Ø price 30 days   Ø volume 30 days (pcs.)	41.3851 USD (0)
Ø price 100 days   Ø volume 100 days (pcs.)	39.1143 USD (0)
Ø price 250 days   Ø volume 250 days (pcs.)	- USD (-)
YTD High   date	44.5146 USD (2024/07/17)
YTD Low   date	32.0092 USD (2024/01/18)
52 Weeks High   date	- USD (-)
52 Weeks Low   date	- USD (-)

### Recent Research

on underlying	on sector	on market	
Date		Headline	Download
2024/07/24		Global Equity Ratings	
2024/07/24		Aktienempfehlungen Global	
2024/07/15		Aktienempfehlungen Global	
2024/07/12		Global Equity Ratings	
2024/06/21		Global Equity Ratings	