

CHEVRON CORP. FUTURE (CVXF) - EUX/202409

2024/06/06 19:00:19

Price
156.3833 USD

Difference  -0.72% (-1.14)

General attributes

Symbol	CVXFU24
Exchange	Eurex
Currency	USD
Security type	Future
Underlying	CHEVRON CORPORATION
Maturity	09-2024
Contract size	100

Market data

Bid (Bid size)	- USD (-)
Ask (Ask size)	- USD (-)
Open	156.3833 USD
High	156.3833 USD
Low	156.3833 USD
Close (prev. day)	157.5208 USD
Underlying	CHEVRON CORPORATION
Underlying price (date)	155.93 (24/06/06)
Settlement price (date)	156.38 (24/06/06)
Open Interest	0

Performance and Risk

	6m	1y	3y
Perf (%)	+8.38%	-	-
Perf (abs.)	+12.18	-	-
Beta	-	-	-
Volatility	18.32	-	-

Futures and Options

Related Futures	-
Related Options	-












5y

Information about previous performance does not guarantee future performance.
Source: FactSet

Price data

Ø price 5 days Ø volume 5 days (pcs.)	158.4604 USD (0)
Ø price 30 days Ø volume 30 days (pcs.)	161.5450 USD (0)
Ø price 100 days Ø volume 100 days (pcs.)	156.3058 USD (0)
Ø price 250 days Ø volume 250 days (pcs.)	- USD (-)
YTD High date	166.4212 USD (2024/04/29)
YTD Low date	141.5794 USD (2024/01/19)
52 Weeks High date	- USD (-)
52 Weeks Low date	- USD (-)

Recent Research

on underlying on sector on market			
Date		Headline	Download
2024/05/29		Global Equity Ratings	
2024/05/29		Aktienempfehlungen Global	
2024/04/26		Global Equity Ratings	
2024/04/26		Aktienempfehlungen Global	
2024/04/03		Global Equity Ratings	