

BRISTOL-MYERS SQUIBB CO. FUTURE (BMYF) - EUX/202409

2024/07/12 18:57:54

Price
41.0694 USDDifference  -1.18% (-0.49)

General attributes

Symbol	BMYFU24
Exchange	Eurex
Currency	USD
Security type	Future
Underlying	BRISTOL-MYERS SQUIBB CO.
Maturity	09-2024
Contract size	100

Market data

Bid (Bid size)	- USD (-)
Ask (Ask size)	- USD (-)
Open	41.0694 USD
High	41.0694 USD
Low	41.0694 USD
Close (prev. day)	41.5609 USD
Underlying	BRISTOL-MYERS SQUIBB CO.
Underlying price (date)	40.44 (24/07/12)
Settlement price (date)	41.07 (24/07/12)
Open Interest	0

Performance and Risk

	6m	1y	3y
Perf (%)	-19.24%	-	-
Perf (abs.)	-9.78	-	-
Beta	-	-	-
Volatility	24.20	-	-

Futures and Options

Related Futures	-
Related Options	-












Information about previous performance does not guarantee future performance.
Source: FactSet

Price data

Ø price 5 days Ø volume 5 days (pcs.)	40.9597 USD (0)
Ø price 30 days Ø volume 30 days (pcs.)	41.3152 USD (0)
Ø price 100 days Ø volume 100 days (pcs.)	46.4840 USD (0)
Ø price 250 days Ø volume 250 days (pcs.)	- USD (-)
YTD High date	54.6168 USD (2024/03/11)
YTD Low date	40.0505 USD (2024/07/03)
52 Weeks High date	- USD (-)
52 Weeks Low date	- USD (-)

Recent Research

on underlying	on sector	on market	
Date		Headline	Download
2024/07/12		Global Equity Ratings	
2024/07/12		Aktienempfehlungen Global	
2024/06/21		Global Equity Ratings	
2024/06/21		Aktienempfehlungen Global	
2024/06/14		Global Equity Ratings	