

# NORDEX SE FUTURE (NDXF) - EUX/202409

2024/07/26 18:35:36

Price  
**14.1572** EUR

Difference  3.22% (0.44)

### General attributes

Symbol	NDXFU24
Exchange	Eurex
Currency	EUR
Security type	Future
Underlying	NORDEX SE
Maturity	09-2024
Contract size	100

### Market data

Bid (Bid size)	- EUR (-)
Ask (Ask size)	- EUR (-)
Open	14.1572 EUR
High	14.1572 EUR
Low	14.1572 EUR
Close (prev. day)	13.716 EUR
Underlying	NORDEX SE
Underlying price (date)	14.07 (24/07/26)
Settlement price (date)	14.16 (24/07/26)
Open Interest	0

### Performance and Risk

	6m	1y	3y
Perf (%)	+47.64%	-	-
Perf (abs.)	+4.57	-	-
Beta	-	-	-
Volatility	40.46	-	-

### Futures and Options

Related Futures	-
Related Options	-

5y












Information about previous performance does not guarantee future performance.  
Source: FactSet

### Price data

Ø price 5 days   Ø volume 5 days (pcs.)	13.7255 EUR (0)
Ø price 30 days   Ø volume 30 days (pcs.)	12.8320 EUR (0)
Ø price 100 days   Ø volume 100 days (pcs.)	13.1563 EUR (0)
Ø price 250 days   Ø volume 250 days (pcs.)	- EUR (-)
YTD High   date	15.3275 EUR (2024/05/14)
YTD Low   date	9.2109 EUR (2024/01/22)
52 Weeks High   date	- EUR (-)
52 Weeks Low   date	- EUR (-)

### Recent Research

on sector	on market	Date	Headline	Download
		2024/07/26	 Equity Weekly	
		2024/07/24	 Global Equity Ratings	
		2024/07/24	 Aktienempfehlungen Global	
		2024/07/15	 Aktienempfehlungen Global	
		2024/07/12	 Global Equity Ratings	