

# MCDONALD'S CORP. FUTURE (MCDF) - EUX/202409

2024/07/19 19:04:03

Price  
**257.6869** USD

Difference  -1.70% (-4.47)

### General attributes

|               |                            |
|---------------|----------------------------|
| Symbol        | MCDFU24                    |
| Exchange      | Eurex                      |
| Currency      | USD                        |
| Security type | Future                     |
| Underlying    | MCDONALD'S CORPORATION COM |
| Maturity      | 09-2024                    |
| Contract size | 100                        |

### Market data

|                         |                            |
|-------------------------|----------------------------|
| Bid (Bid size)          | - USD (-)                  |
| Ask (Ask size)          | - USD (-)                  |
| Open                    | 257.6869 USD               |
| High                    | 257.6869 USD               |
| Low                     | 257.6869 USD               |
| Close (prev. day)       | 262.1542 USD               |
| Underlying              | MCDONALD'S CORPORATION COM |
| Underlying price (date) | 257.28 (24/07/19)          |
| Settlement price (date) | 257.69 (24/07/19)          |
| Open Interest           | 0                          |

### Performance and Risk

|             | 6m      | 1y | 3y |
|-------------|---------|----|----|
| Perf (%)    | -14.90% | -  | -  |
| Perf (abs.) | -45.13  | -  | -  |
| Beta        | -       | -  | -  |
| Volatility  | 17.92   | -  | -  |

### Futures and Options

|                 |   |
|-----------------|---|
| Related Futures | - |
| Related Options | - |

5y













Information about previous performance does not guarantee future performance.  
Source: FactSet

### Price data

|   |                           |
|---|---------------------------|
| Ø price 5 days   Ø volume 5 days (pcs.)     | 258.4057 USD (0)          |
| Ø price 30 days   Ø volume 30 days (pcs.)   | 255.1868 USD (0)          |
| Ø price 100 days   Ø volume 100 days (pcs.) | 270.3306 USD (0)          |
| Ø price 250 days   Ø volume 250 days (pcs.) | - USD (-)                 |
| YTD High   date                             | 306.8289 USD (2024/01/24) |
| YTD Low   date                              | 245.0983 USD (2024/07/09) |
| 52 Weeks High   date                        | - USD (-)                 |
| 52 Weeks Low   date                         | - USD (-)                 |

### Recent Research

| on underlying | on sector   | on market                 |   |
|---------------|---|---------------------------|---|
| Date          |   | Headline                  | Download  |
| 2024/07/15    |  | Aktienempfehlungen Global |  |
| 2024/07/12    |  | Global Equity Ratings     |  |
| 2024/06/21    |  | Global Equity Ratings     |  |
| 2024/06/21    |  | Aktienempfehlungen Global |  |
| 2024/06/14    |  | Global Equity Ratings     |  |