


HENKEL AG & CO.KGAA VORZUGS. FUTURE (HENG) - EUX/202409

2024/08/14 18:36:36

Price
78.9073 EUR

Difference  **-0.62% (-0.49)**

General attributes

Symbol: HENGU24
 Exchange: Eurex
 Currency: EUR
 Security type: Future
 Underlying: HENKEL AG & CO KGAA VZ
 Maturity: 09-2024
 Contract size: 100

Market data

Bid (Bid size): - EUR (-)
 Ask (Ask size): - EUR (-)
 Open: 78.9073 EUR
 High: 78.9073 EUR
 Low: 78.9073 EUR
 Close (prev. day): 79.3975 EUR
 Underlying: HENKEL AG & CO KGAA VZ
 Underlying price (date): 78.32 (24/08/15)
 Settlement price (date): 78.91 (24/08/14)
 Open Interest: 7,336

Performance and Risk

	6m	1y	3y
Perf (%)	+12.19%	-	-
Perf (abs.)	+8.57	-	-
Beta	-	-	-
Volatility	18.22	-	-

Futures and Options

Related Futures: -
 Related Options: -












Information about previous performance does not guarantee future performance.
 Source: FactSet

Price data

Ø price 5 days Ø volume 5 days (pcs.)	78.5447 EUR (0)
Ø price 30 days Ø volume 30 days (pcs.)	80.7529 EUR (1)
Ø price 100 days Ø volume 100 days (pcs.)	80.2225 EUR (74)
Ø price 250 days Ø volume 250 days (pcs.)	74.9583 EUR (29)
YTD High date	85.9986 EUR (2024/06/12)
YTD Low date	68.9335 EUR (2024/02/28)
52 Weeks High date	- EUR (-)
52 Weeks Low date	- EUR (-)

Recent Research

on underlying		on sector		on market	
Date		Headline		Download	
2022/05/04		Global Equity Ratings			
2022/05/04		Aktienempfehlungen Global			
2022/04/27		Global Equity Ratings			
2022/04/27		Aktienempfehlungen Global			
2022/04/14		Global Equity Ratings		