

# ACERINOX SA (CE FAB.ACERO IN.) FUTURE (ACEF) - EUX/202409

2024/07/16 18:49:46

**Price**  
**9.6789** EUR  
 Difference  -0.79% (-0.08)

**General attributes**

Symbol ACEFU24  
 Exchange Eurex  
 Currency EUR  
 Security type Future  
 Underlying ACERINOX SA  
 Maturity 09-2024  
 Contract size 100

**Market data**

Bid (Bid size) - EUR (-)  
 Ask (Ask size) - EUR (-)  
 Open 9.6789 EUR  
 High 9.6789 EUR  
 Low 9.6789 EUR  
 Close (prev. day) 9.7555 EUR  
 Underlying ACERINOX SA  
 Underlying price (date) 9.885 (24/07/16)  
 Settlement price (date) 9.68 (24/07/16)  
 Open Interest 0

**Performance and Risk**

	6m	1y	3y
Perf (%)	-1.66%	-	-
Perf (abs.)	-0.16	-	-
Beta	-	-	-
Volatility	22.58	-	-

**Futures and Options**

Related Futures -  
 Related Options -






Information about previous performance does not guarantee future performance.  
 Source: FactSet

**Price data**

Ø price 5 days   Ø volume 5 days (pcs.)	9.7177 EUR (0)
Ø price 30 days   Ø volume 30 days (pcs.)	9.6527 EUR (0)
Ø price 100 days   Ø volume 100 days (pcs.)	9.8223 EUR (0)
Ø price 250 days   Ø volume 250 days (pcs.)	- EUR (-)
YTD High   date	10.4244 EUR (2024/05/16)
YTD Low   date	9.2144 EUR (2024/03/15)
52 Weeks High   date	- EUR (-)
52 Weeks Low   date	- EUR (-)

**Recent Research**

on sector		on market	
Date		Headline	Download
2024/07/15		Aktienempfehlungen Global	
2024/07/12		Global Equity Ratings	
2024/07/09		Aktienempfehlungen Österreich	
2024/06/24		Aktienempfehlungen Österreich	
2024/06/21		Global Equity Ratings	