

ELISA OYJ FUTURE (EIAG) - EUX/202409

2024/07/26 18:35:11

Price
43.1056 EUR
 Difference  0.36% (0.16)

General attributes

Symbol	EIAGU24
Exchange	Eurex
Currency	EUR
Security type	Future
Underlying	ELISA OYJ CLASS A
Maturity	09-2024
Contract size	100

Market data

Bid (Bid size)	- EUR (-)
Ask (Ask size)	- EUR (-)
Open	43.1056 EUR
High	43.1056 EUR
Low	43.1056 EUR
Close (prev. day)	42.9493 EUR
Underlying	ELISA OYJ CLASS A
Underlying price (date)	42.84 (24/07/26)
Settlement price (date)	43.11 (24/07/26)
Open Interest	318

Performance and Risk

	6m	1y	3y
Perf (%)	-4.09%	-	-
Perf (abs.)	-1.84	-	-
Beta	-	-	-
Volatility	17.28	-	-

Futures and Options

Related Futures	-
Related Options	-

5y












Information about previous performance does not guarantee future performance.
 Source: FactSet

Price data

Ø price 5 days Ø volume 5 days (pcs.)	42.8091 EUR (0)
Ø price 30 days Ø volume 30 days (pcs.)	43.1126 EUR (0)
Ø price 100 days Ø volume 100 days (pcs.)	42.7610 EUR (3)
Ø price 250 days Ø volume 250 days (pcs.)	- EUR (-)
YTD High date	44.9421 EUR (2024/01/26)
YTD Low date	40.7779 EUR (2024/02/09)
52 Weeks High date	- EUR (-)
52 Weeks Low date	- EUR (-)

Recent Research

on sector	on market		
Date		Headline	Download
2024/07/26		Equity Weekly	
2024/07/24		Global Equity Ratings	
2024/07/24		Aktienempfehlungen Global	
2024/07/15		Aktienempfehlungen Global	
2024/07/12		Global Equity Ratings	