

NESTLÉ S.A. FUTURE (NESG) - EUX/202409

2024/09/05 18:39:24

Price
88.5222 CHF

Difference  -1.30% (-1.16)

General attributes

Symbol	NESGU24
Exchange	Eurex
Currency	CHF
Security type	Future
Underlying	NESTLÉ SA
Maturity	09-2024
Contract size	100

Market data

Bid (Bid size)	- CHF (-)
Ask (Ask size)	- CHF (-)
Open	88.5222 CHF
High	88.5222 CHF
Low	88.5222 CHF
Close (prev. day)	89.6867 CHF
Underlying	NESTLÉ SA
Underlying price (date)	88.48 (24/09/05)
Settlement price (date)	88.52 (24/09/05)
Open Interest	109,500

Performance and Risk

	6m	1y	3y
Perf (%)	-2.17%	-14.15%	-
Perf (abs.)	-1.97	-14.59	-
Beta	-	-	-
Volatility	16.24	16.73	-

Futures and Options

Related Futures	-
Related Options	-












Information about previous performance does not guarantee future performance.
Source: FactSet

Price data

Ø price 5 days Ø volume 5 days (pcs.)	90.3035 CHF (1,600)
Ø price 30 days Ø volume 30 days (pcs.)	89.4431 CHF (2,600)
Ø price 100 days Ø volume 100 days (pcs.)	92.8007 CHF (1,388)
Ø price 250 days Ø volume 250 days (pcs.)	95.3692 CHF (555)
YTD High date	98.7956 CHF (2024/02/05)
YTD Low date	87.4111 CHF (2024/08/05)
52 Weeks High date	107.5075 CHF (2023/09/21)
52 Weeks Low date	87.4111 CHF (2024/08/05)

Recent Research

on underlying	on sector	on market	
Date		Headline	Download
2024/09/05		Global Equity Ratings	
2024/09/05		Aktienempfehlungen Global	
2024/08/12		Global Equity Ratings	
2024/08/12		Aktienempfehlungen Global	
2024/07/24		Global Equity Ratings	