

NESTLÉ S.A. FUTURE (NESG) - EUX/202409

2024/07/26 18:35:36

Price
88.0818 CHF

Difference  **-1.02% (-0.90)**

General attributes

Symbol	NESGU24
Exchange	Eurex
Currency	CHF
Security type	Future
Underlying	NESTLÉ SA
Maturity	09-2024
Contract size	100

Market data

Bid (Bid size)	- CHF (-)
Ask (Ask size)	- CHF (-)
Open	88.0818 CHF
High	88.0818 CHF
Low	88.0818 CHF
Close (prev. day)	88.9858 CHF
Underlying	NESTLÉ SA
Underlying price (date)	87.92 (24/07/26)
Settlement price (date)	88.08 (24/07/26)
Open Interest	42,500

Performance and Risk

	6m	1y	3y
Perf (%)	-9.29%	-	-
Perf (abs.)	-9.02	-	-
Beta	-	-	-
Volatility	18.49	-	-

Futures and Options

Related Futures	-
Related Options	-












Information about previous performance does not guarantee future performance.
Source: FactSet

Price data

Ø price 5 days Ø volume 5 days (pcs.)	91.9885 CHF (1,600)
Ø price 30 days Ø volume 30 days (pcs.)	93.3911 CHF (858)
Ø price 100 days Ø volume 100 days (pcs.)	93.7124 CHF (608)
Ø price 250 days Ø volume 250 days (pcs.)	- CHF (-)
YTD High date	98.7956 CHF (2024/02/05)
YTD Low date	88.0818 CHF (2024/07/26)
52 Weeks High date	- CHF (-)
52 Weeks Low date	- CHF (-)

Recent Research

on underlying	on sector	on market	
Date		Headline	Download
2024/07/24		Global Equity Ratings	
2024/07/24		Aktienempfehlungen Global	
2024/07/15		Aktienempfehlungen Global	
2024/07/12		Global Equity Ratings	
2024/06/21		Global Equity Ratings	