

# NESTLÉ S.A. FUTURE (NESG) - EUX/202409

2024/05/14 18:48:18

Price  
**95.1021** CHF

Difference  -0.38% (-0.37)

### General attributes

Symbol	NESGU24
Exchange	Eurex
Currency	CHF
Security type	Future
Underlying	NESTLÉ SA
Maturity	09-2024
Contract size	100

### Market data

Bid (Bid size)	- CHF (-)
Ask (Ask size)	- CHF (-)
Open	95.1021 CHF
High	95.1021 CHF
Low	95.1021 CHF
Close (prev. day)	95.4671 CHF
Underlying	NESTLÉ SA
Underlying price (date)	94.40 (24/05/15)
Settlement price (date)	95.10 (24/05/14)
Open Interest	0

### Performance and Risk

	6m	1y	3y
Perf (%)	-3.42%	-	-
Perf (abs.)	-3.37	-	-
Beta	-	-	-
Volatility	16.29	-	-

### Futures and Options

Related Futures	-
Related Options	-

5y












Information about previous performance does not guarantee future performance.  
Source: FactSet

### Price data

Ø price 5 days   Ø volume 5 days (pcs.)	95.1180 CHF (0)
Ø price 30 days   Ø volume 30 days (pcs.)	92.9213 CHF (0)
Ø price 100 days   Ø volume 100 days (pcs.)	94.4090 CHF (0)
Ø price 250 days   Ø volume 250 days (pcs.)	- CHF (-)
YTD High   date	98.7956 CHF (2024/02/05)
YTD Low   date	90.3414 CHF (2024/02/29)
52 Weeks High   date	- CHF (-)
52 Weeks Low   date	- CHF (-)

### Recent Research

on underlying	on sector	on market	
Date		Headline	Download
2024/04/26		Global Equity Ratings	
2024/04/26		Aktienempfehlungen Global	
2024/04/03		Global Equity Ratings	
2024/04/03		Aktienempfehlungen Global	
2024/03/13		Global Equity Ratings	