

UNILEVER PLC FUTURE (UNIH) - EUX/202409

2024/08/15 18:48:41

Price
56.0524 EUR

Difference  1.00% (0.56)

General attributes

Symbol	UNIHU24
Exchange	Eurex
Currency	EUR
Security type	Future
Underlying	UNILEVER PLC
Maturity	09-2024
Contract size	100

Market data

Bid (Bid size)	- EUR (-)
Ask (Ask size)	- EUR (-)
Open	56.0524 EUR
High	56.0524 EUR
Low	56.0524 EUR
Close (prev. day)	55.4961 EUR
Underlying	UNILEVER PLC
Underlying price (date)	4,724.00 (24/08/16)
Settlement price (date)	56.05 (24/08/15)
Open Interest	0

Performance and Risk

	6m	1y	3y
Perf (%)	+20.93%	-	-
Perf (abs.)	+9.70	-	-
Beta	-	-	-
Volatility	17.00	-	-

Futures and Options

Related Futures	-
Related Options	-

5y












Information about previous performance does not guarantee future performance.
Source: FactSet

Price data

Ø price 5 days Ø volume 5 days (pcs.)	55.5885 EUR (0)
Ø price 30 days Ø volume 30 days (pcs.)	54.3017 EUR (0)
Ø price 100 days Ø volume 100 days (pcs.)	50.6226 EUR (0)
Ø price 250 days Ø volume 250 days (pcs.)	47.5157 EUR (0)
YTD High date	56.7210 EUR (2024/08/02)
YTD Low date	43.0220 EUR (2024/01/22)
52 Weeks High date	- EUR (-)
52 Weeks Low date	- EUR (-)

Recent Research

on underlying		on sector	
Date		Headline	Download
2024/08/12		Global Equity Ratings	
2024/08/12		Aktienempfehlungen Global	
2024/07/24		Global Equity Ratings	
2024/07/24		Aktienempfehlungen Global	
2024/07/15		Aktienempfehlungen Global	