

UNILEVER PLC FUTURE (UNIH) - EUX/202409

2024/07/15 18:41:58

Price
52.402 EUR

Difference  -0.68% (-0.36)

General attributes

Symbol	UNIHU24
Exchange	Eurex
Currency	EUR
Security type	Future
Underlying	UNILEVER PLC
Maturity	09-2024
Contract size	100

Market data

Bid (Bid size)	- EUR (-)
Ask (Ask size)	- EUR (-)
Open	52.402 EUR
High	52.402 EUR
Low	52.402 EUR
Close (prev. day)	52.7621 EUR
Underlying	UNILEVER PLC
Underlying price (date)	4,412.00 (24/07/16)
Settlement price (date)	52.40 (24/07/15)
Open Interest	0

Performance and Risk

	6m	1y	3y
Perf (%)	+18.07%	-	-
Perf (abs.)	+8.02	-	-
Beta	-	-	-
Volatility	15.53	-	-

Futures and Options

Related Futures	-
Related Options	-












5y

Information about previous performance does not guarantee future performance.
Source: FactSet

Price data

Ø price 5 days Ø volume 5 days (pcs.)	52.282 EUR (0)
Ø price 30 days Ø volume 30 days (pcs.)	51.993 EUR (0)
Ø price 100 days Ø volume 100 days (pcs.)	48.485 EUR (0)
Ø price 250 days Ø volume 250 days (pcs.)	- EUR (-)
YTD High date	52.894 EUR (2024/06/14)
YTD Low date	43.022 EUR (2024/01/22)
52 Weeks High date	- EUR (-)
52 Weeks Low date	- EUR (-)

Recent Research

on underlying		on sector	
Date		Headline	Download
2024/07/15		Aktienempfehlungen Global	
2024/07/12		Global Equity Ratings	
2024/06/21		Global Equity Ratings	
2024/06/21		Aktienempfehlungen Global	
2024/06/14		Global Equity Ratings	