

# 3M CO. FUTURE (MMMFM) - EUX/202409

2024/05/20 19:00:52

**Price**  
**106.2046** USD

**Difference**  **-0.10% (-0.10)**

### General attributes

Symbol	MMMFM24
Exchange	Eurex
Currency	USD
Security type	Future
Underlying	3M COMPANY
Maturity	09-2024
Contract size	100

### Market data

Bid (Bid size)	- USD (-)
Ask (Ask size)	- USD (-)
Open	106.2046 USD
High	106.2046 USD
Low	106.2046 USD
Close (prev. day)	106.3087 USD
Underlying	3M COMPANY
Underlying price (date)	105.21 (24/05/20)
Settlement price (date)	106.20 (24/05/20)
Open Interest	0

### Performance and Risk

	6m	1y	3y
Perf (%)	+11.38%	-	-
Perf (abs.)	+10.86	-	-
Beta	-	-	-
Volatility	36.35	-	-

### Futures and Options

Related Futures	-
Related Options	-

5y












Information about previous performance does not guarantee future performance.  
 Source: FactSet

### Price data

Ø price 5 days   Ø volume 5 days (pcs.)	102.4621 USD (0)
Ø price 30 days   Ø volume 30 days (pcs.)	94.1417 USD (0)
Ø price 100 days   Ø volume 100 days (pcs.)	97.3684 USD (0)
Ø price 250 days   Ø volume 250 days (pcs.)	- USD (-)
YTD High   date	109.7990 USD (2024/01/02)
YTD Low   date	89.5776 USD (2024/04/16)
52 Weeks High   date	- USD (-)
52 Weeks Low   date	- USD (-)

### Recent Research

on underlying	on sector	on market	
Date		Headline	Download
2023/06/06		Global Equity Ratings	
2023/06/06		Aktienempfehlungen Global	
2023/06/01		Aktienempfehlungen Global	
2023/06/01		Global Equity Ratings	
2023/05/24		Global Equity Ratings	