

## BALOISE HOLDING AG FUTURE (BALF) - EUX/202409

2024/07/23 18:36:41

Price  
**158.0037** CHFDifference  -0.26% (-0.40)

## General attributes

|               |                    |
|---------------|--------------------|
| Symbol        | BALFU24            |
| Exchange      | Eurex              |
| Currency      | CHF                |
| Security type | Future             |
| Underlying    | BALOISE HOLDING AG |
| Maturity      | 09-2024            |
| Contract size | 100                |

## Market data

|                         |                    |
|-------------------------|--------------------|
| Bid (Bid size)          | - CHF (-)          |
| Ask (Ask size)          | - CHF (-)          |
| Open                    | 158.0037 CHF       |
| High                    | 158.0037 CHF       |
| Low                     | 158.0037 CHF       |
| Close (prev. day)       | 158.4085 CHF       |
| Underlying              | BALOISE HOLDING AG |
| Underlying price (date) | 157.10 (24/07/24)  |
| Settlement price (date) | 158.00 (24/07/23)  |
| Open Interest           | 480                |

## Performance and Risk

|             | 6m      | 1y | 3y |
|-------------|---------|----|----|
| Perf (%)    | +20.42% | -  | -  |
| Perf (abs.) | +26.79  | -  | -  |
| Beta        | -       | -  | -  |
| Volatility  | 15.37   | -  | -  |

## Futures and Options

|                 |   |
|-----------------|---|
| Related Futures | - |
| Related Options | - |











Information about previous performance does not guarantee future performance.  
Source: FactSet

## Price data

|   |                           |
|---|---------------------------|
| Ø price 5 days   Ø volume 5 days (pcs.)     | 157.5426 CHF (0)          |
| Ø price 30 days   Ø volume 30 days (pcs.)   | 158.5662 CHF (0)          |
| Ø price 100 days   Ø volume 100 days (pcs.) | 147.5712 CHF (5)          |
| Ø price 250 days   Ø volume 250 days (pcs.) | - CHF (-)                 |
| YTD High   date                             | 162.2114 CHF (2024/07/08) |
| YTD Low   date                              | 125.9562 CHF (2024/01/08) |
| 52 Weeks High   date                        | - CHF (-)                 |
| 52 Weeks Low   date                         | - CHF (-)                 |

## Recent Research

| on sector  |   | on market                 |   |
|------------|---|---------------------------|---|
| Date       |   | Headline                  | Download  |
| 2024/07/24 |  | Global Equity Ratings     |  |
| 2024/07/24 |  | Aktienempfehlungen Global |  |
| 2024/07/19 |  | Equity Weekly             |  |
| 2024/07/15 |  | Aktienempfehlungen Global |  |
| 2024/07/12 |  | Global Equity Ratings     |  |