

## L'OREAL FUTURE (LORF) - EUX/202409

2024/08/09 18:43:26

Price  
**384.4472** EURDifference  -0.85% (-3.30)

## General attributes

Symbol	LORFU24
Exchange	Eurex
Currency	EUR
Security type	Future
Underlying	L'OREAL S.A.
Maturity	09-2024
Contract size	100

## Market data

Bid (Bid size)	- EUR (-)
Ask (Ask size)	- EUR (-)
Open	384.4472 EUR
High	384.4472 EUR
Low	384.4472 EUR
Close (prev. day)	387.7521 EUR
Underlying	L'OREAL S.A.
Underlying price (date)	382.75 (24/08/09)
Settlement price (date)	384.45 (24/08/09)
Open Interest	1,010

## Performance and Risk

	6m	1y	3y
Perf (%)	-9.16%	-	-
Perf (abs.)	-38.76	-	-
Beta	-	-	-
Volatility	18.95	-	-

## Futures and Options

Related Futures	-
Related Options	-

5y












Information about previous performance does not guarantee future performance.  
Source: FactSet

## Price data

Ø price 5 days   Ø volume 5 days (pcs.)	387.8005 EUR (0)
Ø price 30 days   Ø volume 30 days (pcs.)	401.9401 EUR (0)
Ø price 100 days   Ø volume 100 days (pcs.)	430.9493 EUR (10)
Ø price 250 days   Ø volume 250 days (pcs.)	- EUR (-)
YTD High   date	463.1694 EUR (2024/05/14)
YTD Low   date	383.1157 EUR (2024/08/02)
52 Weeks High   date	- EUR (-)
52 Weeks Low   date	- EUR (-)

## Recent Research

on underlying	on sector	on market		
Date			Headline	Download
2024/07/24			Global Equity Ratings	
2024/07/24			Aktienempfehlungen Global	
2024/07/15			Aktienempfehlungen Global	
2024/07/12			Global Equity Ratings	
2024/06/21			Global Equity Ratings	