

L'OREAL FUTURE (LORF) - EUX/202409

2024/06/21 19:17:24

Price
445.0969 EURDifference  -0.46% (-2.07)

General attributes

Symbol	LORFU24
Exchange	Eurex
Currency	EUR
Security type	Future
Underlying	L'OREAL S.A.
Maturity	09-2024
Contract size	100

Market data

Bid (Bid size)	- EUR (-)
Ask (Ask size)	- EUR (-)
Open	445.0969 EUR
High	445.0969 EUR
Low	445.0969 EUR
Close (prev. day)	447.166 EUR
Underlying	L'OREAL S.A.
Underlying price (date)	443.70 (24/06/24)
Settlement price (date)	445.10 (24/06/21)
Open Interest	1,010

Performance and Risk

	6m	1y	3y
Perf (%)	-2.31%	-	-
Perf (abs.)	-10.52	-	-
Beta	-	-	-
Volatility	21.13	-	-

Futures and Options

Related Futures	-
Related Options	-

5y












Information about previous performance does not guarantee future performance.
Source: FactSet

Price data

Ø price 5 days Ø volume 5 days (pcs.)	446.2747 EUR (0)
Ø price 30 days Ø volume 30 days (pcs.)	454.6327 EUR (34)
Ø price 100 days Ø volume 100 days (pcs.)	445.6885 EUR (10)
Ø price 250 days Ø volume 250 days (pcs.)	- EUR (-)
YTD High date	463.1694 EUR (2024/05/14)
YTD Low date	412.6116 EUR (2024/04/08)
52 Weeks High date	- EUR (-)
52 Weeks Low date	- EUR (-)

Recent Research

on underlying	on sector	on market	
Date		Headline	Download
2024/06/21		Global Equity Ratings	
2024/06/21		Aktienempfehlungen Global	
2024/06/14		Global Equity Ratings	
2024/06/14		Aktienempfehlungen Global	
2024/05/29		Global Equity Ratings	