

L'OREAL FUTURE (LORF) - EUX/202409

2024/05/23 18:40:31

Price
456.6862 EUR

Difference  -0.55% (-2.54)

General attributes

Symbol	LORFU24
Exchange	Eurex
Currency	EUR
Security type	Future
Underlying	L'OREAL S.A.
Maturity	09-2024
Contract size	100

Market data

Bid (Bid size)	- EUR (-)
Ask (Ask size)	- EUR (-)
Open	456.6862 EUR
High	456.6862 EUR
Low	456.6862 EUR
Close (prev. day)	459.2256 EUR
Underlying	L'OREAL S.A.
Underlying price (date)	450.95 (24/05/23)
Settlement price (date)	456.69 (24/05/23)
Open Interest	0

Performance and Risk

	6m	1y	3y
Perf (%)	+4.81%	-	-
Perf (abs.)	+21.07	-	-
Beta	-	-	-
Volatility	20.30	-	-

Futures and Options

Related Futures	-
Related Options	-

5y












Information about previous performance does not guarantee future performance.
Source: FactSet

Price data

Ø price 5 days Ø volume 5 days (pcs.)	456.1186 EUR (0)
Ø price 30 days Ø volume 30 days (pcs.)	443.5047 EUR (0)
Ø price 100 days Ø volume 100 days (pcs.)	443.0673 EUR (0)
Ø price 250 days Ø volume 250 days (pcs.)	- EUR (-)
YTD High date	463.1694 EUR (2024/05/14)
YTD Low date	412.6116 EUR (2024/04/08)
52 Weeks High date	- EUR (-)
52 Weeks Low date	- EUR (-)

Recent Research

on underlying	on sector	on market	
Date		Headline	Download
2024/04/26		Global Equity Ratings	
2024/04/26		Aktienempfehlungen Global	
2024/04/03		Global Equity Ratings	
2024/04/03		Aktienempfehlungen Global	
2024/03/13		Global Equity Ratings	