

## L'OREAL FUTURE (LORF) - EUX/202409

2024/05/10 18:29:34

Price  
**459.8575** EUR

Difference  -0.10% (-0.45)

## General attributes

Symbol	LORFU24
Exchange	Eurex
Currency	EUR
Security type	Future
Underlying	L'OREAL S.A.
Maturity	09-2024
Contract size	100

## Market data

Bid (Bid size)	- EUR (-)
Ask (Ask size)	- EUR (-)
Open	459.8575 EUR
High	459.8575 EUR
Low	459.8575 EUR
Close (prev. day)	460.3068 EUR
Underlying	L'OREAL S.A.
Underlying price (date)	453.45 (24/05/10)
Settlement price (date)	459.86 (24/05/10)
Open Interest	0

## Performance and Risk

	6m	1y	3y
Perf (%)	+8.74%	-	-
Perf (abs.)	+36.96	-	-
Beta	-	-	-
Volatility	20.50	-	-

## Futures and Options

Related Futures	-
Related Options	-












Information about previous performance does not guarantee future performance.  
 Source: FactSet

## Price data

Ø price 5 days   Ø volume 5 days (pcs.)	454.8777 EUR (0)
Ø price 30 days   Ø volume 30 days (pcs.)	434.7073 EUR (0)
Ø price 100 days   Ø volume 100 days (pcs.)	442.8518 EUR (0)
Ø price 250 days   Ø volume 250 days (pcs.)	- EUR (-)
YTD High   date	460.6131 EUR (2024/02/05)
YTD Low   date	412.6116 EUR (2024/04/08)
52 Weeks High   date	- EUR (-)
52 Weeks Low   date	- EUR (-)

## Recent Research

on underlying	on sector	on market	
Date		Headline	Download
2024/04/26		Global Equity Ratings	
2024/04/26		Aktienempfehlungen Global	
2024/04/03		Global Equity Ratings	
2024/04/03		Aktienempfehlungen Global	
2024/03/13		Global Equity Ratings	