


STELLANTIS NV (FRÜH.FIAT CHR.) FUTURE (FIAK) - EUX/202409

2024/06/21 19:17:09

Price
19.222 EUR

Difference  **-0.23% (-0.04)**

General attributes

| | |
|---------------|-----------------|
| Symbol | FIAKU24 |
| Exchange | Eurex |
| Currency | EUR |
| Security type | Future |
| Underlying | STELLANTIS N.V. |
| Maturity | 09-2024 |
| Contract size | 1,000 |

Market data

| | |
|-------------------------|-------------------|
| Bid (Bid size) | - EUR (-) |
| Ask (Ask size) | - EUR (-) |
| Open | 19.222 EUR |
| High | 19.222 EUR |
| Low | 19.222 EUR |
| Close (prev. day) | 19.2665 EUR |
| Underlying | STELLANTIS N.V. |
| Underlying price (date) | 19.032 (24/06/21) |
| Settlement price (date) | 19.22 (24/06/21) |
| Open Interest | 4,150 |

Performance and Risk

| | 6m | 1y | 3y |
|-------------|--------|----|----|
| Perf (%) | -6.18% | - | - |
| Perf (abs.) | -1.27 | - | - |
| Beta | - | - | - |
| Volatility | 29.61 | - | - |

Futures and Options

| | |
|-----------------|---|
| Related Futures | - |
| Related Options | - |













Information about previous performance does not guarantee future performance.
 Source: FactSet

Price data

| | |
|---|-------------------------|
| Ø price 5 days Ø volume 5 days (pcs.) | 19.215 EUR (200) |
| Ø price 30 days Ø volume 30 days (pcs.) | 20.429 EUR (138) |
| Ø price 100 days Ø volume 100 days (pcs.) | 22.331 EUR (42) |
| Ø price 250 days Ø volume 250 days (pcs.) | - EUR (-) |
| YTD High date | 26.239 EUR (2024/03/25) |
| YTD Low date | 18.539 EUR (2024/01/25) |
| 52 Weeks High date | - EUR (-) |
| 52 Weeks Low date | - EUR (-) |

Recent Research

| on underlying on sector on market | | | |
|---------------------------------------|---|---------------------------|---|
| Date | | Headline | Download |
| 2023/06/06 |  | Global Equity Ratings |  |
| 2023/06/06 |  | Aktienempfehlungen Global |  |
| 2023/06/01 |  | Aktienempfehlungen Global |  |
| 2023/06/01 |  | Global Equity Ratings |  |
| 2023/05/24 |  | Global Equity Ratings |  |