

# STELLANTIS NV (FRÜH.FIAT CHR.) FUTURE (FIAK) - EUX/202409

2024/06/14 18:38:49

Price  
**19.0253** EUR

Difference  -4.29% (-0.85)

### General attributes

Symbol	FIAKU24
Exchange	Eurex
Currency	EUR
Security type	Future
Underlying	STELLANTIS N.V.
Maturity	09-2024
Contract size	1,000

### Market data

Bid (Bid size)	- EUR (-)
Ask (Ask size)	- EUR (-)
Open	19.0253 EUR
High	19.0253 EUR
Low	19.0253 EUR
Close (prev. day)	19.8772 EUR
Underlying	STELLANTIS N.V.
Underlying price (date)	18.82 (24/06/14)
Settlement price (date)	19.03 (24/06/14)
Open Interest	3,150

### Performance and Risk

	6m	1y	3y
Perf (%)	-7.00%	-	-
Perf (abs.)	-1.43	-	-
Beta	-	-	-
Volatility	29.61	-	-

### Futures and Options

Related Futures	-
Related Options	-

5y












Information about previous performance does not guarantee future performance.  
Source: FactSet

### Price data

Ø price 5 days   Ø volume 5 days (pcs.)	20.0270 EUR (0)
Ø price 30 days   Ø volume 30 days (pcs.)	20.6321 EUR (105)
Ø price 100 days   Ø volume 100 days (pcs.)	22.3078 EUR (32)
Ø price 250 days   Ø volume 250 days (pcs.)	- EUR (-)
YTD High   date	26.2390 EUR (2024/03/25)
YTD Low   date	18.5388 EUR (2024/01/25)
52 Weeks High   date	- EUR (-)
52 Weeks Low   date	- EUR (-)

### Recent Research

on underlying	on sector	on market	
Date		Headline	Download
2023/06/06		Global Equity Ratings	
2023/06/06		Aktienempfehlungen Global	
2023/06/01		Aktienempfehlungen Global	
2023/06/01		Global Equity Ratings	
2023/05/24		Global Equity Ratings	