

GALP ENERGIA SGPS S.A. . FUTURE (GALF) - EUX/C10

2024/10/18 19:07:11

Price
16.6677 EUR

Difference  -1.71% (-0.29)

General attributes

Symbol	GALFC10
Exchange	Eurex
Currency	EUR
Security type	Future
Underlying	GALP ENERGIA SGPS S.A.
Maturity	08-2025
Contract size	100

Market data

Bid (Bid size)	- EUR (-)
Ask (Ask size)	- EUR (-)
Open	16.6677 EUR
High	16.6677 EUR
Low	16.6677 EUR
Close (prev. day)	16.9572 EUR
Underlying	GALP ENERGIA SGPS S.A.
Underlying price (date)	16.545 (24/10/18)
Settlement price (date)	16.70 (24/10/18)
Open Interest	0

Performance and Risk

	6m	1y	3y
Perf (%)	+4.19%	+11.20%	-
Perf (abs.)	+0.67	+1.68	-
Beta	-	-	-
Volatility	41.47	32.90	-

Futures and Options

Related Futures	-
Related Options	-

5y






Information about previous performance does not guarantee future performance.
Source: FactSet

Price data

Ø price 5 days Ø volume 5 days (pcs.)	16.9771 EUR (0)
Ø price 30 days Ø volume 30 days (pcs.)	17.1050 EUR (0)
Ø price 100 days Ø volume 100 days (pcs.)	18.3160 EUR (0)
Ø price 250 days Ø volume 250 days (pcs.)	16.0573 EUR (0)
YTD High date	20.6248 EUR (2024/04/26)
YTD Low date	13.4932 EUR (2024/01/02)
52 Weeks High date	20.6248 EUR (2024/04/26)
52 Weeks Low date	13.0545 EUR (2023/12/12)

Recent Research

on sector	on market	Date	Headline	Download
		2024/10/18	 Equity Weekly	
		2024/10/14	 Aktienempfehlungen Österreich	
		2024/10/11	 Equity Weekly	
		2024/10/04	 Equity Weekly	
		2024/09/27	 Global Equity Ratings	