

FX USD/CHF FUTURE (FCUF) - EUX/202411

2024/10/18 15:30:38

Price
0.8626 CHF

Difference  0.10% (0.00)

General attributes

Symbol	FCUFX24
Exchange	Eurex
Currency	CHF
Security type	Future
Underlying	US DOLLAR / SWISS FRANC (USD/CHF)
Maturity	11-2024
Contract size	1

Market data

Bid (Bid size)	- CHF (-)
Ask (Ask size)	- CHF (-)
Open	0.8626 CHF
High	0.8626 CHF
Low	0.8626 CHF
Close (prev. day)	0.8617 CHF
Underlying	US DOLLAR / SWISS FRANC (USD/CHF)
Underlying price (date)	0.8651 (24/10/18)
Settlement price (date)	0.86 (24/10/18)
Open Interest	0

Performance and Risk

	6m	1y	3y
Perf (%)	-2.81%	+0.30%	-
Perf (abs.)	-0.02	+0.00	-
Beta	-	-	-
Volatility	8.19	7.20	-

Futures and Options

Related Futures	-
Related Options	-

5y











Information about previous performance does not guarantee future performance.
Source: FactSet

Price data

Ø price 5 days Ø volume 5 days (pcs.)	0.8605 CHF (0)
Ø price 30 days Ø volume 30 days (pcs.)	0.8473 CHF (1)
Ø price 100 days Ø volume 100 days (pcs.)	0.8647 CHF (0)
Ø price 250 days Ø volume 250 days (pcs.)	0.8622 CHF (0)
YTD High date	0.9012 CHF (2024/05/29)
YTD Low date	0.8230 CHF (2024/01/02)
52 Weeks High date	0.9012 CHF (2024/05/29)
52 Weeks Low date	0.8136 CHF (2023/12/28)

Recent Research

on market		
Date	Headline	Download
2024/10/15	 Endgültige Inflationszahlen und Handelsdaten	
2024/10/13	 Final inflation numbers and trade data	
2024/10/10	 CEE is not finished with monetary easing, rates will fall further	
2024/10/10	 EU News Monthly October 2024	
2024/10/08	 Global Strategy 4Q 2024	