


APERAM S.A.  
ISIN: LU0569974404

WKN: -

Overview

2024/04/30 19:30:34		
Price	27.24 EUR	
Difference		-2.16% (-0.60)

General attributes	
ISIN	LU0569974404
Symbol	APAM
Exchange	Duesseldorf
Currency	EUR
Sector	Industry
Security type	Stock
Market cap (m)	1,983 EUR
Benchmark	AEX ALL-SHARE INDEX








Market data	
Bid (Bid size)	-
Ask (Ask size)	-
Open	27.84 EUR
High	27.84 EUR
Low	27.24 EUR
Close (prev. day)	27.84 EUR
VWAP	-
Volume (pcs)	17
Trading volume	469.20
Number of trades	6
Last size	0

Futures and Options	
Related Futures	15
Related Options	-



Information about previous performance does not guarantee future performance.  
Source: FactSet

Recent research

on sector		on market	
Date		Headline	Download
2024/04/29		Aktienempfehlungen Österreich	
2024/04/26		Equity Weekly	
2024/04/26		Global Equity Ratings	
2024/04/26		Aktienempfehlungen Global	
2024/04/19		Equity Weekly	

Details

2024/04/30 19:30:34	
Price	27.24 EUR
Difference	<div><div></div><div>-2.16% (-0.60)</div></div>

General attributes	
ISIN	LU0569974404
Symbol	APAM
Exchange	Duesseldorf
Currency	EUR
Sector	Industry
Security type	Stock
Market cap (m)	1,983 EUR
Benchmark	AEX ALL-SHARE INDEX

Market data	
Bid (Bid size)	-
Ask (Ask size)	-
Open	27.84 EUR
High	27.84 EUR
Low	27.24 EUR
Close (prev. day)	27.84 EUR
VWAP	-
Volume (pcs)	17
Trading volume	469.20
Number of trades	6
Last size	0

Performance and Risk			
	6m	1y	3y
Perf (%)	+6.78%	-18.39%	-36.53%
Perf (abs.)	+1.73	-6.14	-15.68
Beta	1.33	1.28	1.24
Volatility	29.94	29.05	35.60



Information about previous performance does not guarantee future performance.  
Source: FactSet

Price data	
Ø price 5 days   Ø volume 5 days (pcs.)	27.48 EUR (3)
Ø price 30 days   Ø volume 30 days (pcs.)	28.38 EUR (1)
Ø price 100 days   Ø volume 100 days (pcs.)	29.24 EUR (1)
Ø price 250 days   Ø volume 250 days (pcs.)	28.82 EUR (1)

YTD High   date	33.16 EUR (2024/01/02)
YTD Low   date	25.71 EUR (2024/03/07)
52 Weeks High   date	34.14 EUR (2023/05/10)
52 Weeks Low   date	24.80 EUR (2023/10/26)

Arbitrage views					
Exchange	Date	Time	Price	Trading volume (mio.)	Number of trades
Vienna Stock Exchange	2024/04/30	09:05	27.98 EUR	0.00	3
Tradegate	2024/04/30	22:26	27.32 EUR	0.00	6
Stuttgart	2024/04/30	16:08	27.66 EUR	0.00	9
Munich	2024/04/30	08:03	27.96 EUR	0.00	1

London Stock Exchange European Trade Reporting	2024/ 04/30	17:30	27.87 EUR	0.00	2
Hanover	2024/ 04/30	08:11	27.94 EUR	0.00	3
Hamburg	2024/ 04/30	08:11	27.94 EUR	0.00	3
Frankfurt	2024/ 04/30	21:49	27.22 EUR	0.00	3
FINRA other OTC Issues	2024/ 02/29	17:35	30.4934 USD	0.09	4
Euronext Milan MTF Trading After Hours	-	-	-	0.00	-
Euronext Amsterdam	2024/ 04/30	17:35	27.44 EUR	3.53	700
Duesseldorf	2024/ 04/30	19:30	27.24 EUR	0.00	6
Berlin	2024/ 04/30	08:04	27.94 EUR	0.00	2
BME Continuous Market	2024/ 04/30	17:35	27.78 EUR	0.12	30

## Company profile

### Company Logo



### Contact Details

APERAM SA

--

24-26 Boulevard d'Avranches - 1160  
Luxembourg

Telefon: +352-27-36-27-00

Fax: +

E-mail: [contact@aperam.com](mailto:contact@aperam.com)

### Company Profile

-

#### Members of Management Board

Timoteo Di Maulo Chairman of Managing Board

Bernard Hallemans Member of Executive Committee

Bert Lyssens Member of Executive Committee

Frederico Ayres Lima Member of Executive Committee

Frédéric Mattei Member of Executive Committee

Geert Verbeek Member of Executive Committee

Nicolas Changeur Member of Executive Committee

Sudhakar Sivaji Member of Executive Committee

Vanisha Mittal Bhatia Member of Executive Committee

#### Board of directors

Lakshmi Niwas Mittal Chairman of Supervisory Board

Rosalind Rivaz Member of Supervisory Board

Aditya Mittal Member of Supervisory Board

Alain Kinsch Member of Supervisory Board

Bernadette Baudier Member of Supervisory Board

Roberte Kesteman Member of Supervisory Board

Sandeep Jalan Member of Supervisory Board