

## LION ONE METALS LTD.

ISIN: CA5362161047 WKN: -

## Overview

2024/07/26 21:59:32

Price  
0.305 CADDifference  -3.17% (-0.01)

## General attributes

ISIN	CA5362161047
Symbol	LIO
Exchange	TSX Venture Exchange
Currency	CAD
Sector	Energy / Commodities
Security type	Stock
Market cap (m)	47 EUR
Benchmark	S&P/TSX 60 INDEX

## Market data

Bid (Bid size)	0.30 CAD (33,500)
Ask (Ask size)	0.31 CAD (11,500)
Open	0.32 CAD
High	0.325 CAD
Low	0.30 CAD
Close (prev. day)	0.315 CAD
VWAP	0.30288 CAD
Volume (pcs)	2,959,541
Trading volume	896,386.00
Number of trades	316
Last size	500





## Futures and Options

Related Futures	-
Related Options	-



Information about previous performance does not guarantee future performance.  
Source: FactSet

## Recent research

on sector	Date	Headline	Download
	2024/07/26	 Equity Weekly	
	2024/07/24	 Global Equity Ratings	
	2024/07/24	 Aktienempfehlungen Global	
	2024/07/15	 Aktienempfehlungen Global	
	2024/07/12	 Equity Weekly	

## Details

2024/07/26 21:59:32

## Price

0.305 CAD

Difference ▼ -3.17% (-0.01)

## General attributes

ISIN	CA5362161047
Symbol	LIO
Exchange	TSX Venture Exchange
Currency	CAD
Sector	Energy / Commodities
Security type	Stock
Market cap (m)	47 EUR
Benchmark	S&P/TSX 60 INDEX

## Market data

Bid (Bid size)	0.30 CAD (33,500)
Ask (Ask size)	0.31 CAD (11,500)
Open	0.32 CAD
High	0.325 CAD
Low	0.30 CAD
Close (prev. day)	0.315 CAD
VWAP	0.30288 CAD
Volume (pcs)	2,959,541
Trading volume	896,386.00
Number of trades	316
Last size	500

## Performance and Risk

	6m	1y	3y
Perf (%)	-59.87%	-60.39%	-73.93%
Perf (abs.)	-0.46	-0.47	-0.87
Beta	0.23	0.42	0.54
Volatility	76.84	62.36	63.58

5y



Information about previous performance does not guarantee future performance.  
Source: FactSet

## Price data

Ø price 5 days   Ø volume 5 days (pcs.)	0.320 CAD (1,284,292)
Ø price 30 days   Ø volume 30 days (pcs.)	0.438 CAD (457,314)
Ø price 100 days   Ø volume 100 days (pcs.)	0.474 CAD (277,262)
Ø price 250 days   Ø volume 250 days (pcs.)	0.671 CAD (210,286)
YTD High   date	0.870 CAD (2024/01/02)
YTD Low   date	0.300 CAD (2024/07/26)
52 Weeks High   date	1.040 CAD (2023/08/29)
52 Weeks Low   date	0.300 CAD (2024/07/26)

## All listings for LION ONE METALS LTD.

Exchange	Date	Time	Price	Trading volume (mio.)	Number of trades
Tradegate	2024/07/26	22:26	0.2015 EUR	0.04	17
TSX Venture Exchange	2024/07/26	21:59	0.305 CAD	0.90	316
Stuttgart	2024/07/26	14:44	0.2045 EUR	0.00	3
Munich	2024/07/26	08:02	0.2165 EUR	0.00	2
Frankfurt	2024/07/26	08:05	0.204 EUR	0.00	2

	26					
FINRA other OTC Issues	2024/07/26	21:54	0.224	USD	0.18	192
Duesseldorf	2024/07/26	19:32	0.2015	EUR	0.00	7
Berlin	2024/07/26	20:48	0.1978	EUR	0.00	20

## Company profile

### Company Logo



### Company Profile

-

### Contact Details

LION ONE METALS LTD

--

----

Telefon: -

Fax: -

E-mail: -