

## ENERGY FUELS INC.

ISIN: CA2926717083 WKN: 292671708

## Overview

2024/05/17 21:59:45

Price  
6.12 EURDifference  8.24% (0.47)

## General attributes

ISIN CA2926717083  
 Symbol UUUU  
 Exchange Stuttgart  
 Currency EUR  
 Sector Energy / Commodities  
 Security type Stock  
 Market cap (m) 1,010 EUR  
 Benchmark S&P 500

## Market data

Bid (Bid size) - (0)  
 Ask (Ask size) - (0)  
 Open 5.726 EUR  
 High 6.17 EUR  
 Low 5.726 EUR  
 Close (prev. day) 5.654 EUR  
 VWAP -  
 Volume (pcs) 0  
 Trading volume 0.00  
 Number of trades 16  
 Last size 0

## Futures and Options





Related Futures -  
 Related Options -

5y



Information about previous performance does not guarantee future performance.  
 Source: FactSet

## Recent research

on sector		on market	
Date		Headline	Download
2024/05/13		Aktienempfehlungen Österreich	
2024/05/03		Equity Weekly	
2024/04/29		Aktienempfehlungen Österreich	
2024/04/26		Equity Weekly	
2024/04/26		Global Equity Ratings	

## Details

2024/05/17 21:59:45

Price  
6.12 EUR

Difference ▲ 8.24% (0.47)

## General attributes

ISIN	CA2926717083
Symbol	UUUU
Exchange	Stuttgart
Currency	EUR
Sector	Energy / Commodities
Security type	Stock
Market cap (m)	1,010 EUR
Benchmark	S&P 500

## Market data

Bid (Bid size)	- (0)
Ask (Ask size)	- (0)
Open	5.726 EUR
High	6.17 EUR
Low	5.726 EUR
Close (prev. day)	5.654 EUR
VWAP	-
Volume (pcs)	0
Trading volume	0.00
Number of trades	16
Last size	0

## Performance and Risk

	6m	1y	3y
Perf (%)	-20.93%	+11.07%	+28.03%
Perf (abs.)	-1.62	+0.61	+1.34
Beta	1.34	1.13	1.88
Volatility	49.63	49.42	67.23

5y



Information about previous performance does not guarantee future performance.  
Source: FactSet

## Price data

Ø price 5 days   Ø volume 5 days (pcs.)	5.72 EUR (182)
Ø price 30 days   Ø volume 30 days (pcs.)	5.45 EUR (2,780)
Ø price 100 days   Ø volume 100 days (pcs.)	5.99 EUR (2,258)
Ø price 250 days   Ø volume 250 days (pcs.)	6.32 EUR (1,835)
YTD High   date	7.51 EUR (2024/02/01)
YTD Low   date	4.83 EUR (2024/04/30)
52 Weeks High   date	8.49 EUR (2023/09/26)
52 Weeks Low   date	4.83 EUR (2024/04/30)

## All listings for ENERGY FUELS INC.

Exchange <span>⊕</span>	Date	Time	Price	Trading volume (mio.)	Number of trades
Tradegate	2024/05/17	22:26	6.148 EUR	0.16	42
Toronto Stock Exchange	2024/05/17	22:00	9.12 CAD	6.13	2,575
Stuttgart	2024/05/17	21:59	6.12 EUR	0.00	16
NYSE MKT	2024/05/17	22:00	6.71 USD	40.48	20,805
Munich	2024/05/17	08:00	5.714 EUR	0.00	2

	17					
London Stock Exchange	2024/01/22	15:30	9.50 CAD	0.00		1
Frankfurt	2024/05/17	16:46	6.00 EUR	0.01		4
Duesseldorf	2024/05/17	19:32	6.144 EUR	0.00		7
Berlin	2024/05/17	08:08	5.714 EUR	0.00		2

## Company profile

### Company Logo



### Contact Details

ENERGY FUELS INC.

--

----

Telefon: -

Fax: -

E-mail: -

### Company Profile

-

#### Members of Management Board

Mark S. Chalmers Chairman of Managing Board

Curtis H. Moore Member of Executive Committee

David C. Frydenlund Member of Executive Committee

#### Board of directors

James Bovaird Chairman of Supervisory Board

Ivy Estabrooke Member of Supervisory Board

Alexander Morrison Member of Supervisory Board

Barbara Filas Member of Supervisory Board

Benjamin Eshleman Member of Supervisory Board

Bruce Hansen Member of Supervisory Board

Dennis Higgs Member of Supervisory Board

Jaqueline Herrera Member of Supervisory Board

Robert Kirkwood Member of Supervisory Board