

## FONDUL PROPRIETATEA RON0.52

ISIN: ROFPTAACNOR5 WKN: -

## Overview

2024/04/30 16:55:00

## Price

1.11 RON

Difference  0.00% (0.00)

## General attributes

ISIN ROFPTAACNOR5

Symbol FP

Exchange London Stock Exchange  
European Trade Reporting

Currency RON

Sector -

Security type Stock

Market cap (m) 589 EUR

Benchmark MSCI WORLD INDEX (STRD, UHD)

## Market data

Bid (Bid size) -

Ask (Ask size) -

Open 1.11 RON

High 1.11 RON

Low 1.11 RON

Close (prev. day) 1.11 RON

VWAP 0.82 RON

Volume (pcs) -

Trading volume -

Number of trades 1

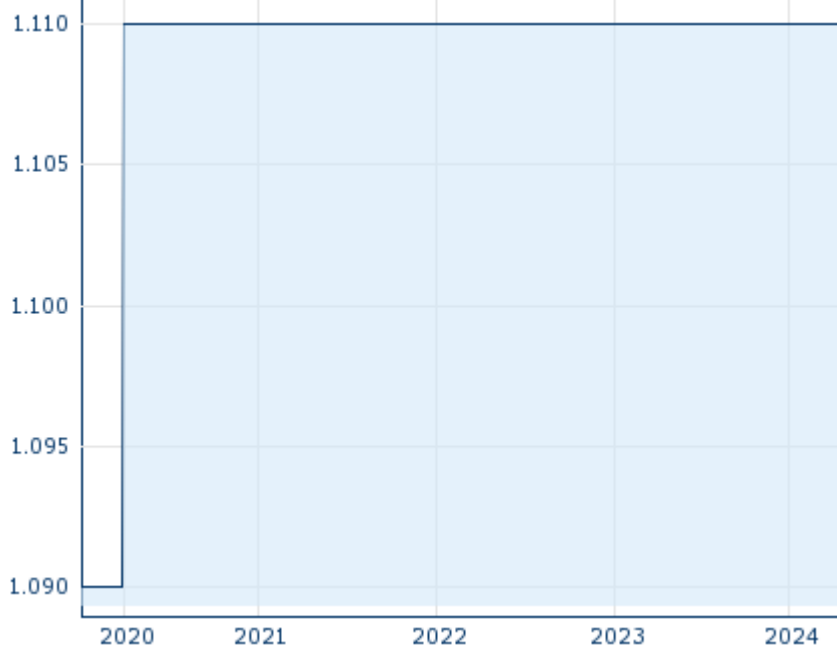
Last size -

## Futures and Options

Related Futures -

Related Options -



5y



Information about previous performance does not guarantee future performance.  
Source: FactSet

## Recent research

on market

Date		Headline	Download
2024/03/26		Global Strategy 2Q 2024	
2024/03/26		Global Strategy 2Q 2024	
2024/01/09		Global Strategy 1Q 2024	
2024/01/09		Global Strategy 1Q 2024	
2023/09/29		Global Strategy 4Q 2023	

## Details

2024/04/30 16:55:00

## Price

1.11 RON

Difference ➔ 0.00% (0.00)

## General attributes

ISIN	ROFPTAACNOR5
Symbol	FP
Exchange	London Stock Exchange European Trade Reporting
Currency	RON
Sector	-
Security type	Stock
Market cap (m)	589 EUR
Benchmark	MSCI WORLD INDEX (STRD, UHD)

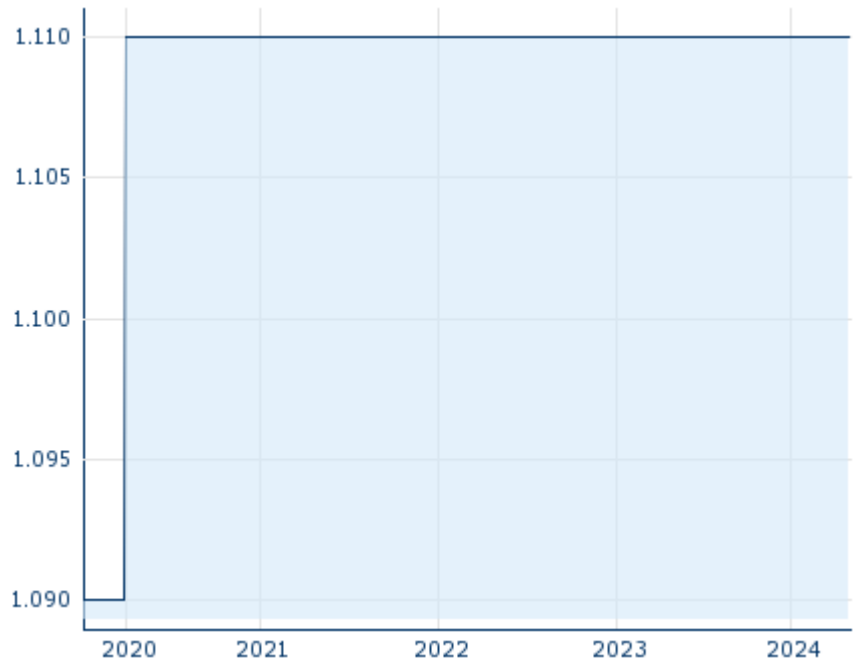
## Market data

Bid (Bid size)	-
Ask (Ask size)	-
Open	1.11 RON
High	1.11 RON
Low	1.11 RON
Close (prev. day)	1.11 RON
VWAP	0.82 RON
Volume (pcs)	-
Trading volume	-
Number of trades	1
Last size	-

## Performance and Risk

	6m	1y	3y
Perf (%)	+0.00%	+0.00%	+0.00%
Perf (abs.)	+0.00	+0.00	+0.00
Beta	0.36	0.93	0.28
Volatility	0.00	0.00	0.00

5y



Information about previous performance does not guarantee future performance.  
Source: FactSet

## Price data

Ø price 5 days   Ø volume 5 days (pcs.)	1.11 RON (0)
Ø price 30 days   Ø volume 30 days (pcs.)	1.11 RON (0)
Ø price 100 days   Ø volume 100 days (pcs.)	1.11 RON (0)
Ø price 250 days   Ø volume 250 days (pcs.)	1.11 RON (0)
YTD High   date	1.11 RON (2024/01/02)
YTD Low   date	1.11 RON (2024/01/02)
52 Weeks High   date	1.11 RON (2023/05/02)
52 Weeks Low   date	1.11 RON (2023/05/02)

## Arbitrage views

Exchange <span>⊕</span>	Date	Time	Price	Trading volume (mio.)	Number of trades
London Stock Exchange European Trade Reporting	2024/04/30	16:55	1.11 RON	0.00	1
Bucharest Stock Exchange	2024/04/30	16:58	0.517 RON	3.52	348

## Company profile

### Company Logo

#### Contact Details

SC FONDUL PROPRIETATEA

--

----

Telefon: -

Fax: -

E-mail: -

### Company Profile

-