

ALSTOM S.A. FUTURE (AOMJ) - EUX/202408

2024/05/07 18:36:22

Price
15.8134 EURDifference  0.31% (0.05)

General attributes

Symbol	AOMJQ24
Exchange	Eurex
Currency	EUR
Security type	Future
Underlying	ALSTOM SA
Maturity	08-2024
Contract size	100

Market data

Bid (Bid size)	- EUR (-)
Ask (Ask size)	- EUR (-)
Open	15.8134 EUR
High	15.8134 EUR
Low	15.8134 EUR
Close (prev. day)	15.7645 EUR
Underlying	ALSTOM SA
Underlying price (date)	15.645 (24/05/07)
Settlement price (date)	15.81 (24/05/07)
Open Interest	0

Performance and Risk

	6m	1y	3y
Perf (%)	+12.59%	-	-
Perf (abs.)	+1.76	-	-
Beta	-	-	-
Volatility	48.43	-	-

Futures and Options

Related Futures	-
Related Options	-












5y

Information about previous performance does not guarantee future performance.
Source: FactSet

Price data

Ø price 5 days Ø volume 5 days (pcs.)	15.5651 EUR (0)
Ø price 30 days Ø volume 30 days (pcs.)	14.7472 EUR (0)
Ø price 100 days Ø volume 100 days (pcs.)	12.8406 EUR (0)
Ø price 250 days Ø volume 250 days (pcs.)	- EUR (-)
YTD High date	15.7645 EUR (2024/05/06)
YTD Low date	11.2146 EUR (2024/01/19)
52 Weeks High date	- EUR (-)
52 Weeks Low date	- EUR (-)

Recent Research

on underlying on sector on market			
Date		Headline	Download
2022/05/04		Global Equity Ratings	
2022/05/04		Aktienempfehlungen Global	
2022/04/27		Global Equity Ratings	
2022/04/27		Aktienempfehlungen Global	
2022/04/14		Global Equity Ratings	