

SAP SE FUTURE (SAPJ) - EUX/202408

2024/07/15 18:41:43

Price
188.4242 EUR

Difference  -0.55% (-1.05)

General attributes

Symbol	SAPJQ24
Exchange	Eurex
Currency	EUR
Security type	Future
Underlying	SAP SE
Maturity	08-2024
Contract size	100

Market data

Bid (Bid size)	- EUR (-)
Ask (Ask size)	- EUR (-)
Open	188.4242 EUR
High	188.4242 EUR
Low	188.4242 EUR
Close (prev. day)	189.4704 EUR
Underlying	SAP SE
Underlying price (date)	187.22 (24/07/16)
Settlement price (date)	188.42 (24/07/15)
Open Interest	0

Performance and Risk

	6m	1y	3y
Perf (%)	+29.08%	-	-
Perf (abs.)	+42.45	-	-
Beta	-	-	-
Volatility	24.66	-	-

Futures and Options

Related Futures	-
Related Options	-

5y












Information about previous performance does not guarantee future performance.
Source: FactSet

Price data

Ø price 5 days Ø volume 5 days (pcs.)	187.4387 EUR (0)
Ø price 30 days Ø volume 30 days (pcs.)	182.7420 EUR (0)
Ø price 100 days Ø volume 100 days (pcs.)	177.5215 EUR (0)
Ø price 250 days Ø volume 250 days (pcs.)	- EUR (-)
YTD High date	190.5475 EUR (2024/06/28)
YTD Low date	137.8772 EUR (2024/01/04)
52 Weeks High date	- EUR (-)
52 Weeks Low date	- EUR (-)

Recent Research

on underlying	on sector	on market	
Date		Headline	Download
2024/07/15		Aktienempfehlungen Global	
2024/07/12		Global Equity Ratings	
2024/06/21		Global Equity Ratings	
2024/06/21		Aktienempfehlungen Global	
2024/06/14		Global Equity Ratings	