

ING GROEP N.V. FUTURE (INNI) - EUX/202408

2024/07/26 18:35:27

Price
16.7598 EUR

Difference  0.45% (0.07)

General attributes

Symbol	INNIQ24
Exchange	Eurex
Currency	EUR
Security type	Future
Underlying	ING GROEP N.V.
Maturity	08-2024
Contract size	100

Market data

Bid (Bid size)	- EUR (-)
Ask (Ask size)	- EUR (-)
Open	16.7598 EUR
High	16.7598 EUR
Low	16.7598 EUR
Close (prev. day)	16.6855 EUR
Underlying	ING GROEP N.V.
Underlying price (date)	17.018 (24/07/26)
Settlement price (date)	16.76 (24/07/26)
Open Interest	0

Performance and Risk

	6m	1y	3y
Perf (%)	+34.78%	+31.97%	-
Perf (abs.)	+4.32	+4.06	-
Beta	-	-	-
Volatility	23.21	21.33	-

Futures and Options

Related Futures	-
Related Options	-












5y

Information about previous performance does not guarantee future performance.
Source: FactSet

Price data

Ø price 5 days Ø volume 5 days (pcs.)	16.7748 EUR (0)
Ø price 30 days Ø volume 30 days (pcs.)	16.1845 EUR (0)
Ø price 100 days Ø volume 100 days (pcs.)	15.3459 EUR (0)
Ø price 250 days Ø volume 250 days (pcs.)	13.5318 EUR (0)
YTD High date	16.8377 EUR (2024/07/23)
YTD Low date	11.2620 EUR (2024/02/08)
52 Weeks High date	16.8377 EUR (2024/07/23)
52 Weeks Low date	11.2620 EUR (2024/02/08)

Recent Research

on sector		on market	
Date		Headline	Download
2024/07/24		Global Equity Ratings	
2024/07/24		Aktienempfehlungen Global	
2024/07/19		Equity Weekly	
2024/07/15		Aktienempfehlungen Global	
2024/07/12		Global Equity Ratings	