


APPLE INC. FUTURE (AAPH) - EUX/202408

2024/05/10 18:28:51

Price
185.0076 USD

Difference  **-0.68% (-1.28)**

General attributes

Symbol	AAPHQ24
Exchange	Eurex
Currency	USD
Security type	Future
Underlying	APPLE INC
Maturity	08-2024
Contract size	100

Market data

Bid (Bid size)	- USD (-)
Ask (Ask size)	- USD (-)
Open	185.0076 USD
High	185.0076 USD
Low	185.0076 USD
Close (prev. day)	186.2834 USD
Underlying	APPLE INC
Underlying price (date)	183.05 (24/05/10)
Settlement price (date)	185.01 (24/05/10)
Open Interest	0

Performance and Risk

	6m	1y	3y
Perf (%)	-3.81%	-	-
Perf (abs.)	-7.32	-	-
Beta	-	-	-
Volatility	21.94	-	-

Futures and Options

Related Futures	-
Related Options	-












Information about previous performance does not guarantee future performance.
 Source: FactSet

Price data

Ø price 5 days Ø volume 5 days (pcs.)	184.8995 USD (0)
Ø price 30 days Ø volume 30 days (pcs.)	175.2684 USD (0)
Ø price 100 days Ø volume 100 days (pcs.)	184.4952 USD (0)
Ø price 250 days Ø volume 250 days (pcs.)	- USD (-)
YTD High date	201.3038 USD (2024/01/25)
YTD Low date	167.4826 USD (2024/04/19)
52 Weeks High date	- USD (-)
52 Weeks Low date	- USD (-)

Recent Research

on underlying	on sector	on market	
Date		Headline	Download
2024/04/26		Global Equity Ratings	
2024/04/26		Aktienempfehlungen Global	
2024/04/03		Global Equity Ratings	
2024/04/03		Aktienempfehlungen Global	
2024/03/13		Global Equity Ratings	