

# BEST BUY CO. INC. FUTURE (BBYF) - EUX/202408

2024/05/10 18:28:58

**Price**  
**74.1694** USD  
 Difference  0.89% (0.65)

**General attributes**

Symbol	BBYFQ24
Exchange	Eurex
Currency	USD
Security type	Future
Underlying	BEST BUY CORP INC.
Maturity	08-2024
Contract size	100

**Market data**

Bid (Bid size)	- USD (-)
Ask (Ask size)	- USD (-)
Open	74.1694 USD
High	74.1694 USD
Low	74.1694 USD
Close (prev. day)	73.5172 USD
Underlying	BEST BUY CORP INC.
Underlying price (date)	74.17 (24/05/10)
Settlement price (date)	74.17 (24/05/10)
Open Interest	0

**Performance and Risk**

	6m	1y	3y
Perf (%)	+17.59%	-	-
Perf (abs.)	+11.09	-	-
Beta	-	-	-
Volatility	30.67	-	-

**Futures and Options**

Related Futures	-
Related Options	-

5y












Information about previous performance does not guarantee future performance.  
 Source: FactSet

**Price data**

Ø price 5 days   Ø volume 5 days (pcs.)	74.1474 USD (0)
Ø price 30 days   Ø volume 30 days (pcs.)	77.2028 USD (0)
Ø price 100 days   Ø volume 100 days (pcs.)	76.7259 USD (0)
Ø price 250 days   Ø volume 250 days (pcs.)	- USD (-)
YTD High   date	83.4575 USD (2024/03/28)
YTD Low   date	70.8815 USD (2024/01/19)
52 Weeks High   date	- USD (-)
52 Weeks Low   date	- USD (-)

**Recent Research**

on sector		on market	
Date		Headline	Download
2024/04/26		Global Equity Ratings	
2024/04/26		Aktienempfehlungen Global	
2024/04/03		Global Equity Ratings	
2024/04/03		Aktienempfehlungen Global	
2024/03/13		Global Equity Ratings	