

# RIO TINTO PLC FUTURE (RIOJ) - EUX/202408

2024/07/29 18:35:38

**Price**  
4,864.4322 GBP

**Difference**  -1.01% (-49.84)

### General attributes

Symbol	RIOJQ24
Exchange	Eurex
Currency	GBP
Security type	Future
Underlying	RIO TINTO ORD GBP0.10
Maturity	08-2024
Contract size	1,000

### Market data

Bid (Bid size)	- GBP (-)
Ask (Ask size)	- GBP (-)
Open	4,864.4322 GBP
High	4,864.4322 GBP
Low	4,864.4322 GBP
Close (prev. day)	4,914.2757 GBP
Underlying	RIO TINTO ORD GBP0.10
Underlying price (date)	4,903.193 (24/07/30)
Settlement price (date)	4,864.43 (24/07/29)
Open Interest	0

### Performance and Risk

	6m	1y	3y
Perf (%)	-9.77%	-2.46%	-
Perf (abs.)	-526.45	-122.61	-
Beta	-	-	-
Volatility	22.33	22.98	-

### Futures and Options

Related Futures	-
Related Options	-












Information about previous performance does not guarantee future performance.  
Source: FactSet

### Price data

Ø price 5 days   Ø volume 5 days (pcs.)	4,839.7723 GBP (0)
Ø price 30 days   Ø volume 30 days (pcs.)	5,044.0200 GBP (0)
Ø price 100 days   Ø volume 100 days (pcs.)	5,191.4503 GBP (0)
Ø price 250 days   Ø volume 250 days (pcs.)	5,157.6762 GBP (0)
YTD High   date	5,758.8769 GBP (2024/05/21)
YTD Low   date	4,750.9540 GBP (2024/07/23)
52 Weeks High   date	5,758.8769 GBP (2024/05/21)
52 Weeks Low   date	4,522.3706 GBP (2023/08/16)

### Recent Research

on underlying		on sector	
Date		Headline	Download
2024/07/24		Global Equity Ratings	
2024/07/24		Aktienempfehlungen Global	
2024/07/15		Aktienempfehlungen Global	
2024/07/12		Global Equity Ratings	
2024/06/21		Global Equity Ratings	