

TOTAL ENERG.SE STOCK TRACKING FUTURE (1TOT) - EUX/202408

2024/05/03 18:33:18

Price
67.2017 EUR

Difference  -0.74% (-0.50)

General attributes

Symbol	1TOTQ24
Exchange	Eurex
Currency	EUR
Security type	Future
Underlying	TOTALENERGIES SE
Maturity	08-2024
Contract size	100

Market data

Bid (Bid size)	- EUR (-)
Ask (Ask size)	- EUR (-)
Open	67.2017 EUR
High	67.2017 EUR
Low	67.2017 EUR
Close (prev. day)	67.704 EUR
Underlying	TOTALENERGIES SE
Underlying price (date)	66.36 (24/05/03)
Settlement price (date)	67.20 (24/05/03)
Open Interest	0

Performance and Risk

	6m	1y	3y
Perf (%)	+3.95%	-	-
Perf (abs.)	+2.56	-	-
Beta	-	-	-
Volatility	18.60	-	-

Futures and Options

Related Futures	-
Related Options	-

5y












Information about previous performance does not guarantee future performance.
Source: FactSet

Price data

Ø price 5 days Ø volume 5 days (pcs.)	68.6349 EUR (0)
Ø price 30 days Ø volume 30 days (pcs.)	67.7400 EUR (0)
Ø price 100 days Ø volume 100 days (pcs.)	63.6165 EUR (0)
Ø price 250 days Ø volume 250 days (pcs.)	- EUR (-)
YTD High date	70.4160 EUR (2024/04/26)
YTD Low date	59.2482 EUR (2024/01/22)
52 Weeks High date	- EUR (-)
52 Weeks Low date	- EUR (-)

Recent Research

on underlying	on sector	on market	
Date		Headline	Download
2024/04/26		Global Equity Ratings	
2024/04/26		Aktienempfehlungen Global	
2024/04/03		Global Equity Ratings	
2024/04/03		Aktienempfehlungen Global	
2024/03/13		Global Equity Ratings	