


# CECONOMY AG FUTURE (CECF) - EUX/202408

2024/06/28 18:40:41

**Price**  
**2.9861** EUR

**Difference**  **-3.89% (-0.12)**

**General attributes**

Symbol	CECFQ24
Exchange	Eurex
Currency	EUR
Security type	Future
Underlying	CECONOMY AG
Maturity	08-2024
Contract size	100

**Market data**

Bid (Bid size)	- EUR (-)
Ask (Ask size)	- EUR (-)
Open	2.9861 EUR
High	2.9861 EUR
Low	2.9861 EUR
Close (prev. day)	3.1071 EUR
Underlying	CECONOMY AG
Underlying price (date)	2.97 (24/06/28)
Settlement price (date)	2.99 (24/06/28)
Open Interest	0

**Performance and Risk**

	6m	1y	3y
Perf (%)	+20.63%	-	-
Perf (abs.)	+0.51	-	-
Beta	-	-	-
Volatility	42.27	-	-

**Futures and Options**

Related Futures	-
Related Options	-












Information about previous performance does not guarantee future performance.  
 Source: FactSet

**Price data**

Ø price 5 days   Ø volume 5 days (pcs.)	3.1054 EUR (0)
Ø price 30 days   Ø volume 30 days (pcs.)	3.1676 EUR (0)
Ø price 100 days   Ø volume 100 days (pcs.)	2.4143 EUR (0)
Ø price 250 days   Ø volume 250 days (pcs.)	- EUR (-)
YTD High   date	3.3966 EUR (2024/06/12)
YTD Low   date	1.7535 EUR (2024/03/22)
52 Weeks High   date	- EUR (-)
52 Weeks Low   date	- EUR (-)

**Recent Research**

on sector		on market	
Date		Headline	Download
2024/06/21		Equity Weekly	
2024/06/21		Global Equity Ratings	
2024/06/21		Aktienempfehlungen Global	
2024/06/14		Global Equity Ratings	
2024/06/14		Aktienempfehlungen Global	