

UMICORE S.A. FUTURE (NVJH) - EUX/202408

2024/07/26 18:35:38

Price
13.1404 EUR

Difference  **-4.53%** (-0.62)

General attributes

Symbol	NVJHQ24
Exchange	Eurex
Currency	EUR
Security type	Future
Underlying	UMICORE S.A.
Maturity	08-2024
Contract size	100

Market data

Bid (Bid size)	- EUR (-)
Ask (Ask size)	- EUR (-)
Open	13.1404 EUR
High	13.1404 EUR
Low	13.1404 EUR
Close (prev. day)	13.7646 EUR
Underlying	UMICORE S.A.
Underlying price (date)	13.11 (24/07/26)
Settlement price (date)	13.14 (24/07/26)
Open Interest	0

Performance and Risk

	6m	1y	3y
Perf (%)	-39.65%	-52.88%	-
Perf (abs.)	-8.63	-14.75	-
Beta	-	-	-
Volatility	37.23	35.65	-

Futures and Options

Related Futures	-
Related Options	-

5y












Information about previous performance does not guarantee future performance.
Source: FactSet

Price data

Ø price 5 days Ø volume 5 days (pcs.)	13.8482 EUR (0)
Ø price 30 days Ø volume 30 days (pcs.)	14.0625 EUR (0)
Ø price 100 days Ø volume 100 days (pcs.)	18.0094 EUR (0)
Ø price 250 days Ø volume 250 days (pcs.)	20.9324 EUR (0)
YTD High date	24.7160 EUR (2024/01/02)
YTD Low date	13.1404 EUR (2024/07/26)
52 Weeks High date	28.1496 EUR (2023/07/28)
52 Weeks Low date	13.1404 EUR (2024/07/26)

Recent Research

on sector	on market	Date	Headline	Download
		2024/07/26	 Equity Weekly	
		2024/07/24	 Global Equity Ratings	
		2024/07/24	 Aktienempfehlungen Global	
		2024/07/15	 Aktienempfehlungen Global	
		2024/07/12	 Equity Weekly	