

SIKA AG FUTURE (SIKH) - EUX/202408

2024/06/14 18:39:26

Price
256.5177 CHFDifference  -2.70% (-7.13)

General attributes

Symbol	SIKHQ24
Exchange	Eurex
Currency	CHF
Security type	Future
Underlying	SIKA AG
Maturity	08-2024
Contract size	100

Market data

Bid (Bid size)	- CHF (-)
Ask (Ask size)	- CHF (-)
Open	256.5177 CHF
High	256.5177 CHF
Low	256.5177 CHF
Close (prev. day)	263.6468 CHF
Underlying	SIKA AG
Underlying price (date)	255.90 (24/06/14)
Settlement price (date)	256.52 (24/06/14)
Open Interest	0

Performance and Risk

	6m	1y	3y
Perf (%)	-5.39%	-	-
Perf (abs.)	-14.62	-	-
Beta	-	-	-
Volatility	21.21	-	-

Futures and Options

Related Futures	-
Related Options	-












Information about previous performance does not guarantee future performance.
Source: FactSet

Price data

Ø price 5 days Ø volume 5 days (pcs.)	266.5535 CHF (0)
Ø price 30 days Ø volume 30 days (pcs.)	276.2982 CHF (0)
Ø price 100 days Ø volume 100 days (pcs.)	262.5041 CHF (0)
Ø price 250 days Ø volume 250 days (pcs.)	- CHF (-)
YTD High date	285.7067 CHF (2024/05/27)
YTD Low date	231.2444 CHF (2024/01/22)
52 Weeks High date	- CHF (-)
52 Weeks Low date	- CHF (-)

Recent Research

on underlying	on sector	on market	
Date		Headline	Download
2022/12/19		Global Equity Ratings	
2022/12/19		Aktienempfehlungen Global	
2022/11/28		Global Equity Ratings	
2022/11/28		Aktienempfehlungen Global	
2022/11/18		Global Equity Ratings	