

RWE AG FUTURE (RWEH) - EUX/202408

2024/07/16 18:51:03

Price
32.7217 EUR

Difference  -0.38% (-0.12)

General attributes

Symbol	RWEHQ24
Exchange	Eurex
Currency	EUR
Security type	Future
Underlying	RWE AG
Maturity	08-2024
Contract size	100

Market data

Bid (Bid size)	- EUR (-)
Ask (Ask size)	- EUR (-)
Open	32.7217 EUR
High	32.7217 EUR
Low	32.7217 EUR
Close (prev. day)	32.8458 EUR
Underlying	RWE AG
Underlying price (date)	32.61 (24/07/16)
Settlement price (date)	32.72 (24/07/16)
Open Interest	0

Performance and Risk

	6m	1y	3y
Perf (%)	-14.94%	-	-
Perf (abs.)	-5.77	-	-
Beta	-	-	-
Volatility	25.10	-	-

Futures and Options

Related Futures	-
Related Options	-

5y












Information about previous performance does not guarantee future performance.
Source: FactSet

Price data

Ø price 5 days Ø volume 5 days (pcs.)	33.3990 EUR (0)
Ø price 30 days Ø volume 30 days (pcs.)	33.6233 EUR (0)
Ø price 100 days Ø volume 100 days (pcs.)	32.6499 EUR (0)
Ø price 250 days Ø volume 250 days (pcs.)	- EUR (-)
YTD High date	41.3328 EUR (2024/01/09)
YTD Low date	30.1153 EUR (2024/02/26)
52 Weeks High date	- EUR (-)
52 Weeks Low date	- EUR (-)

Recent Research

on underlying	on sector	on market	
Date		Headline	Download
2024/07/15		Aktienempfehlungen Global	
2024/07/12		Global Equity Ratings	
2024/06/21		Global Equity Ratings	
2024/06/21		Aktienempfehlungen Global	
2024/06/14		Global Equity Ratings	