

KERING S.A. FUTURE (PPXH) - EUX/202408

2024/05/29 18:45:40

Price
326.2003 EUR

Difference  **-2.32% (-7.74)**

General attributes

| | |
|---------------|-------------|
| Symbol | PPXHQ24 |
| Exchange | Eurex |
| Currency | EUR |
| Security type | Future |
| Underlying | KERING S.A. |
| Maturity | 08-2024 |
| Contract size | 100 |

Market data

| | |
|-------------------------|-------------------|
| Bid (Bid size) | - EUR (-) |
| Ask (Ask size) | - EUR (-) |
| Open | 326.2003 EUR |
| High | 326.2003 EUR |
| Low | 326.2003 EUR |
| Close (prev. day) | 333.9424 EUR |
| Underlying | KERING S.A. |
| Underlying price (date) | 323.50 (24/05/29) |
| Settlement price (date) | 326.20 (24/05/29) |
| Open Interest | 0 |

Performance and Risk

| | 6m | 1y | 3y |
|-------------|---------|----|----|
| Perf (%) | -15.13% | - | - |
| Perf (abs.) | -59.55 | - | - |
| Beta | - | - | - |
| Volatility | 33.06 | - | - |

Futures and Options

| | |
|-----------------|---|
| Related Futures | - |
| Related Options | - |













Information about previous performance does not guarantee future performance.
Source: FactSet

Price data

| | |
|---|---------------------------|
| Ø price 5 days Ø volume 5 days (pcs.) | 334.8508 EUR (0) |
| Ø price 30 days Ø volume 30 days (pcs.) | 334.9080 EUR (0) |
| Ø price 100 days Ø volume 100 days (pcs.) | 372.8590 EUR (0) |
| Ø price 250 days Ø volume 250 days (pcs.) | - EUR (-) |
| YTD High date | 434.1073 EUR (2024/02/22) |
| YTD Low date | 321.8665 EUR (2024/04/24) |
| 52 Weeks High date | - EUR (-) |
| 52 Weeks Low date | - EUR (-) |

Recent Research

| on underlying | on sector | on market | |
|---------------|---|---------------------------|---|
| Date | | Headline | Download |
| 2024/02/14 |  | Global Equity Ratings |  |
| 2024/02/14 |  | Aktienempfehlungen Global |  |
| 2024/01/23 |  | Global Equity Ratings |  |
| 2024/01/23 |  | Aktienempfehlungen Global |  |
| 2023/12/21 |  | Global Equity Ratings |  |