

ABN AMRO GROUP N.V. FUTURE (ABNF) - EUX/202408

2024/07/26 18:34:47

Price
15.9439 EUR
 Difference  0.15% (0.02)

General attributes

Symbol ABNFQ24
 Exchange Eurex
 Currency EUR
 Security type Future
 Underlying ABN AMRO BANK N.V. DR EACH REP SHS
 Maturity 08-2024
 Contract size 100

Market data

Bid (Bid size) - EUR (-)
 Ask (Ask size) - EUR (-)
 Open 15.9439 EUR
 High 15.9439 EUR
 Low 15.9439 EUR
 Close (prev. day) 15.9207 EUR
 Underlying ABN AMRO BANK N.V. DR EACH REP SHS
 Underlying price (date) 16.425 (24/07/26)
 Settlement price (date) 15.94 (24/07/26)
 Open Interest 0

Performance and Risk

	6m	1y	3y
Perf (%)	+22.11%	+8.29%	-
Perf (abs.)	+2.89	+1.22	-
Beta	-	-	-
Volatility	23.58	25.96	-

Futures and Options

Related Futures -
 Related Options -

5y








Information about previous performance does not guarantee future performance.
 Source: FactSet

Price data

Ø price 5 days Ø volume 5 days (pcs.)	15.9925 EUR (0)
Ø price 30 days Ø volume 30 days (pcs.)	15.4122 EUR (0)
Ø price 100 days Ø volume 100 days (pcs.)	15.0944 EUR (0)
Ø price 250 days Ø volume 250 days (pcs.)	13.7060 EUR (0)
YTD High date	16.3923 EUR (2024/05/14)
YTD Low date	12.1688 EUR (2024/02/07)
52 Weeks High date	41.3999 EUR (2023/12/14)
52 Weeks Low date	11.4052 EUR (2023/11/08)

Recent Research

on sector		on market	
Date		Headline	Download
2024/07/24		Global Equity Ratings	
2024/07/24		Aktienempfehlungen Global	
2024/07/19		Equity Weekly	
2024/07/15		Aktienempfehlungen Global	
2024/07/12		Global Equity Ratings	