

# DEUTSCHE BANK AG FUTURE (DBKI) - EUX/202408

2024/07/16 18:50:08

**Price**  
**15.1618** EUR

**Difference**  **-0.96% (-0.15)**

### General attributes

Symbol	DBKIQ24
Exchange	Eurex
Currency	EUR
Security type	Future
Underlying	DEUTSCHE BANK AG
Maturity	08-2024
Contract size	100

### Market data

Bid (Bid size)	- EUR (-)
Ask (Ask size)	- EUR (-)
Open	15.1618 EUR
High	15.1618 EUR
Low	15.1618 EUR
Close (prev. day)	15.308 EUR
Underlying	DEUTSCHE BANK AG
Underlying price (date)	15.11 (24/07/16)
Settlement price (date)	15.16 (24/07/16)
Open Interest	0

### Performance and Risk

	6m	1y	3y
Perf (%)	+28.75%	-	-
Perf (abs.)	+3.39	-	-
Beta	-	-	-
Volatility	29.75	-	-

### Futures and Options

Related Futures	-
Related Options	-

5y












Information about previous performance does not guarantee future performance.  
Source: FactSet

### Price data

Ø price 5 days   Ø volume 5 days (pcs.)	15.3406 EUR (0)
Ø price 30 days   Ø volume 30 days (pcs.)	15.1467 EUR (0)
Ø price 100 days   Ø volume 100 days (pcs.)	14.6945 EUR (0)
Ø price 250 days   Ø volume 250 days (pcs.)	- EUR (-)
YTD High   date	16.5011 EUR (2024/04/25)
YTD Low   date	11.4770 EUR (2024/02/09)
52 Weeks High   date	- EUR (-)
52 Weeks Low   date	- EUR (-)

### Recent Research

on underlying	on sector	on market	
Date		Headline	Download
2024/07/15		Aktienempfehlungen Global	
2024/07/12		Global Equity Ratings	
2024/06/21		Global Equity Ratings	
2024/06/21		Aktienempfehlungen Global	
2024/06/14		Global Equity Ratings	