

# FACEBOOK INC FUTURE (FBUF) - EUX/202408

2024/07/16 18:50:17

**Price**  
**492.8375** USD

**Difference**  **-1.98% (-9.96)**

### General attributes

Symbol	FBUFQ24
Exchange	Eurex
Currency	USD
Security type	Future
Underlying	META PLATFORMS INC. CLASS A
Maturity	08-2024
Contract size	100

### Market data

Bid (Bid size)	- USD (-)
Ask (Ask size)	- USD (-)
Open	492.8375 USD
High	492.8375 USD
Low	492.8375 USD
Close (prev. day)	502.7943 USD
Underlying	META PLATFORMS INC. CLASS A
Underlying price (date)	489.79 (24/07/16)
Settlement price (date)	492.84 (24/07/16)
Open Interest	0

### Performance and Risk

	6m	1y	3y
Perf (%)	+29.00%	-	-
Perf (abs.)	+110.78	-	-
Beta	-	-	-
Volatility	42.68	-	-

### Futures and Options

Related Futures	-
Related Options	-

5y












Information about previous performance does not guarantee future performance.  
 Source: FactSet

### Price data

Ø price 5 days   Ø volume 5 days (pcs.)	511.8092 USD (0)
Ø price 30 days   Ø volume 30 days (pcs.)	510.6356 USD (0)
Ø price 100 days   Ø volume 100 days (pcs.)	498.8914 USD (0)
Ø price 250 days   Ø volume 250 days (pcs.)	- USD (-)
YTD High   date	537.5666 USD (2024/07/10)
YTD Low   date	356.8683 USD (2024/01/02)
52 Weeks High   date	- USD (-)
52 Weeks Low   date	- USD (-)

### Recent Research

on underlying	on sector	on market	
Date		Headline	Download
2024/07/15		Aktienempfehlungen Global	
2024/07/12		Global Equity Ratings	
2024/06/21		Global Equity Ratings	
2024/06/21		Aktienempfehlungen Global	
2024/06/14		Global Equity Ratings	