

SIEMENS AG FUTURE (SIEH) - EUX/202408

2024/04/30 18:39:55

Price
177.9248 EURDifference  -0.99% (-1.78)

General attributes

Symbol	SIEHQ24
Exchange	Eurex
Currency	EUR
Security type	Future
Underlying	SIEMENS AG
Maturity	08-2024
Contract size	100

Market data

Bid (Bid size)	- EUR (-)
Ask (Ask size)	- EUR (-)
Open	177.9248 EUR
High	177.9248 EUR
Low	177.9248 EUR
Close (prev. day)	179.7091 EUR
Underlying	SIEMENS AG
Underlying price (date)	175.90 (24/04/30)
Settlement price (date)	177.92 (24/04/30)
Open Interest	0

Performance and Risk

	6m	1y	3y
Perf (%)	+43.50%	-	-
Perf (abs.)	+53.93	-	-
Beta	-	-	-
Volatility	21.31	-	-

Futures and Options

Related Futures	-
Related Options	-












5y

Information about previous performance does not guarantee future performance.
Source: FactSet

Price data

Ø price 5 days Ø volume 5 days (pcs.)	177.9981 EUR (0)
Ø price 30 days Ø volume 30 days (pcs.)	177.5723 EUR (0)
Ø price 100 days Ø volume 100 days (pcs.)	172.2476 EUR (0)
Ø price 250 days Ø volume 250 days (pcs.)	- EUR (-)
YTD High date	188.0919 EUR (2024/03/15)
YTD Low date	158.6273 EUR (2024/01/17)
52 Weeks High date	- EUR (-)
52 Weeks Low date	- EUR (-)

Recent Research

on underlying	on sector	on market	
Date		Headline	Download
2024/04/26		Global Equity Ratings	
2024/04/26		Aktienempfehlungen Global	
2024/04/03		Global Equity Ratings	
2024/04/03		Aktienempfehlungen Global	
2024/03/13		Global Equity Ratings	